

**IT'S MORE THAN A BOAT.
IT'S A TRACKER.**



THE BASS TRACKER STORY

**PERFORMANCE. INNOVATION.
UNMATCHED VALUE.**



John A. and Johnny Morris

As with the selection of every item featured in the Bass Pro Shops catalog, the most important consideration was quality.

When Bass Pro Shops decided to market a boat, we visited boat shows and builders across the nation to develop the finest boat possible. While keeping anglers and their needs in mind, it took more than two years to develop the first BASS TRACKER. Simultaneously, Bass Pro Shops was the first major builder to build a trailer to match one specific boat. Johnny and his dad pioneered the “total package” concept, selecting or developing the best components. Only when the BASS TRACKER package—boat, trailer, outboard, fishfinder and trolling motor—was in line with Bass Pro Shops’ commitment to quality, innovation and performance, did we concentrate on achieving the lowest possible selling price.

At Bass Pro Shops, we don’t cut corners to achieve lower prices—we use volume to help reduce costs. Our Mercury® outboards are a good example. We buy them just like we buy tackle boxes—by the semi-truck load, delivered directly from the manufacturer’s plant to our plant.

Today, the company operates nine state-of-the-art plants right here in the Ozarks. By being the manufacturer and the seller, we are able to maintain superior quality standards while reducing costs. In effect, you're buying factory-direct from the world’s largest manufacturer of boats. By eliminating middle-man expense and by streamlining operations, we deliver our



Johnny getting ready to net a big bass for his good buddy and TRACKER co-designer Charlie Campbell, in 1978

Bass Pro Shops® introduced the original BASS TRACKER® with high hopes and an idea. More than forty years ago, back in 1978, Johnny and his father John A. Morris came up with the idea to produce the first completely-outfitted fishing boat package in the world.

boats directly to anglers for less money than competitors charge their dealers.

TRACKER® boats are designed with one purpose: to be dependable fishing machines. When it comes to catching fish, you won’t find a boat that moves better, is as stable, or handles with as much finesse as a TRACKER. We build our hulls to the heaviest aluminum standards in the industry—nowhere will you find a stronger, better-balanced hull. And our craftspeople are the most qualified professionals in the industry. As a result, the structural integrity of the TRACKER hull is unrivaled.

In addition to strength, we build performance into our boats. When you buy a TRACKER, you’re buying more than just a boat—you’re buying a complete fishing machine. The boat, motor, trailer, fishfinder, trolling motor and every other component has undergone exhaustive testing—both in the lab and on the water—before becoming official equipment on the world’s #1-selling bass boat.

Finally, outboards are rigged to rigid specifications by our Mercury-trained personnel so that boat and motor work in harmony to deliver unmatched fishing performance and trouble-free maintenance.

Innovation, quality and dedication to excellence: that’s the BASS TRACKER story.

**AMERICA’S #1-SELLING
FISHING BOATS FOR
MORE THAN 40 YEARS**

YOUR BOATING ADVENTURE STARTS HERE



YOUR HEADQUARTERS FOR ALL THINGS BOATING

Johnny Morris founded Bass Pro Shops® in 1972 to provide anglers a one-stop shop filled with great deals on the gear they needed. In 1978, he brought that legacy to the boating industry with the BASS TRACKER®, the industry's first boat, motor and trailer package.

Bass Pro Shops is recognized as the world's premier outdoor retailer and WHITE RIVER MARINE GROUP® (WRMG), the parent company to TRACKER®, is the world's largest boat builder by volume. In addition to TRACKER, WRMG crafts an array of fishing and recreational boats, aluminum and

fiberglass, right here in America's Heartland.

Want to see your new TRACKER in person? Find them at hundreds of quality dealers around the world, including more than 130 Bass Pro Shops and Cabela's Boating Centers and hundreds of independent dealers across North America.

Many of those dealerships, including all of the Boating Centers, have a service center with factory-trained and -certified technicians, so you're assured to have a full-service center nearby to keep you on the water.

Every location also follows our NO HAGGLE NO HASSLE® pricing policy where every model is priced at after-negotiation levels that are consistent across all media. This also means you'll find the same great prices at our dealerships as you will across our brochures, catalogs, ads and trackerboats.com. Whenever and wherever you shop, you'll get the industry's best value—all without having to bargain for the right price.



BASS PRO SHOPS® & CABELA'S®
VIP OWNER'S CARD
 W/ ALL NEW BOAT PURCHASE, RECEIVE A
10% DISCOUNT
 ON SELECT ITEMS AT BASS PRO SHOPS® & CABELA'S®
 SEE BASSPRO.COM/VIP FOR DETAILS.



EARN FREE GEAR



EXCLUSIVE DISCOUNTS

for CLUB Members and
VIP shopping events

EARN POINTS

on purchases anywhere
Mastercard® is accepted

EXCLUSIVE ACCESS

to exclusive member-only
events and offers

The Bass Pro Shops® CLUB card and Cabela's CLUB card are issued by Capital One Bank (USA), N.A. pursuant to a license by Mastercard International Incorporated. Redeem points for FREE GEAR at Bass Pro Shops and Cabela's. Terms and conditions apply.

Go to any U.S. Bass Pro Shops or Cabela's retail store • Learn more at basspro.com/club or cabelas.com/club

3 CONVENIENT WAYS TO SHOP



IN PERSON

You'll find TRACKER boats at hundreds of quality dealers around the world, including more than 100 Bass Pro Shops and Cabela's locations and hundreds of independent dealers across North America.



ON THE PHONE

Call 855.580.0755 to speak to one of our knowledgeable representatives at the White River Online Sales team. Our team is ready and waiting to help you launch the boat of your dreams!



ONLINE

Visit TRACKERBOATS.COM to find more photos, videos, comprehensive boat features and specifications and complete pricing details. You can even apply for credit and order a boat!



EXPERIENCE AMERICA'S FAVORITE AQUARIUM AND OUTDOORS MUSEUM AT WONDERS OF WILDLIFE

WONDERSOFWILDLIFE.ORG

THE TRACKER PROMISE

THE BEST FACTORY WARRANTY IN ALUMINUM BOATS

TRACKER® uses world-class manufacturing, materials and components to deliver the best quality possible. As an industry leader in quality construction, we offer the TRACKER PROMISE—the strongest warranty in aluminum boats. Visit TRACKERBOATS.COM/WARRANTY for coverage details.



- ✔ Standard on all-welded TRACKER boats
- ✔ 5-year bow-to-stern coverage (non-prorated)
- ✔ Limited lifetime structural & deck warranty (non-prorated)
- ✔ 3-year warranty on powder coat finish adhesion
- ✔ 3-year warranty on factory-installed trolling motor & fishfinder
- ✔ Provisions for transfer to a second owner

RECOGNIZED FOR EXCELLENCE IN CUSTOMER SATISFACTION



For six consecutive years, TRACKER® boats have been recognized for excellence in customer satisfaction in the aluminum outboard boat category by the National Marine Manufacturers Association® (NMMA®).



This means that thousands of feedback surveys returned by actual purchasers of TRACKER boats reported average satisfaction ratings above 90 points on a scale to 100.

With a TRACKER, you get steadfast dedication to quality that you can see in the fit and finish, feel in the smooth ride and count on for a lifetime. From the skill of our master welders to our exclusive DIAMOND COAT™ finish, care is taken at every step in the process to ensure the finest, longest-lasting boat at the very best price.

The CSI award is a tribute to our skilled and dedicated boat builders and to the thousands of people in our company and dealer network who support our customers. By working hard and smart, they deliver the quality and value that have made TRACKER the best-selling fishing boats in America.

INVESTING IN BUILDING BETTER BOATS

MAKING IT POSSIBLE FOR MORE PEOPLE TO EXPERIENCE THE JOYS OF BOATING




WELCOME TO THE FUTURE OF ALUMINUM BOAT CONSTRUCTION.

In 2019, two Salvagnini L3 lasers went online at the TRACKER® aluminum plant in Lebanon, Missouri. These multi-million-dollar precision tools use fiber-optic-carried high-power-density laser beams to fabricate aluminum parts. The automated system loads, cuts, and dispenses aluminum sheet stock with greater efficiency than ever. The addition of the lasers to TRACKER manufacturing is a significant step into the future for White River Marine Group. It enhances our Lean manufacturing principles that have helped make us the industry leader, contributing to continuous quality improvement and substantially decreasing the environmental footprint of the facility.

LASER SPEED AND PRECISION SAVES TIME, IMPROVES QUALITY, AND REDUCES WASTE.

The benefits to the environment are light-years ahead of plasma cutters, and the benefit to the customer are just as significant. A massive increase in manufacturing efficiency yields dual results—a better boat and significant cost savings. Parts fit more tightly together, making welding the boats easier, and more consistency means increased quality throughout the line. And as cost savings accumulate throughout the boat-building process, value increases and you get more boat for the money.

At TRACKER, we don't just talk about improving quality and lowering costs—we take action. The addition of these two machines to our facility represent the largest single investment we've ever made in improving the quality of boat production, enhancing fit and finish and allowing us to give you the best boat at the best price.



BUILT WITH AN UNWAVERING COMMITMENT TO RUGGED DURABILITY AND A PERFECT FIT AND FINISH

*We employ **Lean Sigma** strategies in our manufacturing operations. Followed by leaders in the automotive and aerospace industries, Lean Sigma helps us use resources more wisely, virtually eliminate waste, reduce variation and maximize the capabilities of our craftspersons—producing for you with the best quality boat at the best possible price.*



• ROBOTICALLY-WELDED STRINGER

This substructure is precisely welded by a programmed robotic arm, resulting in a full-length grid that supports the entire running surface of the boat—absorbing impact and distributing shock throughout the structure for a smoother ride and a more durable boat.

• ROBOTICALLY-WELDED TRANSOM

The extra-strong box-beam transom is also robotically welded, then welded to the stern. The stringer system is pressed and welded into the boat and the resulting one-piece structure is ready for bulkhead placement.

• ALL-WELDED HULL

All TRACKER® hulls are 100% welded, with no rivets. The hull surface, now reinforced by the stringer and transom, is further strengthened with a triangular keel support, chine braces and half-round supports. Bulkheads are secured to the hull sides and the aluminum boat structure is ready to be finished with the fuel tank, storage compartments, deck, consoles and seats.

HEAD-TURNING BRILLIANCE

TRACKER-EXCLUSIVE DIAMOND COAT FINISH



ENHANCING ALL THAT BEAUTY...

The toughest, most environmentally-friendly finish available in aluminum boats today.

OUR DIAMOND COAT FINISH PROVIDES LASTING BEAUTY

THE TOUGHEST, BEST-LOOKING FINISH IN ALUMINUM BOATS.

First, the fully unitized hull/stringer/transom assembly goes through a five-stage automated wash to remove any obstacles to adhesion. The prepped assembly is then robotically coated with the color powder and a technician coats the places that the wands can't reach. Next, the electrostatically-coated hull enters the curing oven and the finish becomes bonded on a molecular level to the aluminum surface. Finally, clearcoat is added for a lustrous shine and protection from the sun's ultraviolet rays. As you can see, DIAMOND COAT™ isn't the conventional approach—but it's the best. You'll understand when you get up close to one of our boats in the showroom. The environment gets a bonus as well. While only 60% of liquid paint adheres to the boat (the rest is released into the atmosphere), over 90% of each pound of powder-coat finish is applied to our boats—and the remainder is reclaimed for later use.



DIAMOND COAT FINISH VS. CONVENTIONAL PAINT



- ✓ **3x harder & 4x thicker**
- ✓ **70% longer-lasting shine**
- ✓ **50% smaller carbon footprint**
- ✓ **5x stronger adhesion to metal**
- ✓ **20x longer-lasting color**
- ✓ **10x more corrosion resistance**



BASS & PANFISH MOD V BOATS

AMERICA'S BEST-SELLING FISHING BOAT PACKAGES

Designed mainly for bass fishing but great for many other species as well, TRACKER® Mod V boats are designed and built to deliver decades of fishing enjoyment. Interior layouts accommodate lots of rods and tackle, plus room to fish for you and your family. Modified V hulls feature a variable deadrise that allows the boat to plane faster and perform better while underway in a variety of water conditions.



REVOLUTION HULL WITH SMOOTH RIDE GUARANTEE

TRACKER® PRO TEAM™ Mod V boats are designed with our variable deadrise REVOLUTION™ hull. The 16° angle at the bow transitions to a flatter 10° angle at the transom, allowing the boat to cut through the waves, while providing more stability at rest. Finally, The POWER-TRAC™ set-back transom delivers undisturbed water to the prop for optimized performance both on take-off and at the top end. This allows us to give you our **SMOOTH RIDE GUARANTEE™**—if your PRO TEAM doesn't provide the smoothest ride in an aluminum boat, return it within 30 days for credit toward any TRACKER® of equal or greater value.


- THE ONLY PERFORMANCE PROMISE IN THE INDUSTRY -
If your PRO TEAM doesn't provide the smoothest ride in an aluminum boat, return it within 30 days for credit toward any TRACKER of equal or greater value.



16° bow deadrise to cut through chop



10° deadrise at the transom for stability



POWER-TRAC™ set-back transom



Reverse chines along hull sides to deflect spray

THE WORLD'S BEST FISHING BOAT VALUE



LENGTH	BEAM	MAXIMUM RECOMMENDED HP	MAXIMUM PERSON CAP.	MAXIMUM WEIGHT CAP.	FUEL CAP.
16' 8" (5.08 m)	6' 5" (1.96 m)	50	3/555 lbs. (251.74 kg)	1,025 lbs. (464.93 kg)	6 gal. (22.71 L)

BASS TRACKER® CLASSIC XL

\$10,995

STANDARD PACKAGE:
Mercury® 40 ELPT FourStroke
& Custom Trailer (plus freight & prep)

A value-packed, premium-quality, all-welded aluminum boat that harkens back to the good ol' days when going fishing was simple—now with TRACKER®-exclusive DIAMOND COAT™ finish. It's rigged and ready to help you and your family make memories that will last for generations to come. And like every all-welded TRACKER, it's backed by the TRACKER PROMISE—the best factory warranty in aluminum boats.

Boats may be shown with optional accessories. See pages 46–55 for complete motor, feature, option and specification information.

ADDITIONAL MOTOR OPTION:

- 50 ELPT FourStroke..... \$11,390
(plus freight & prep)

STANDARD COLORS:

- Black Diamond
- Royal Red

DIAMOND COAT



FEATURES SHOWN:

1. Extra-large aft deck storage for tackle, tools, PFDs & more w/reinforced aluminum lid
2. Max 50HP Mercury® outboard for reliable performance (40HP standard)
3. 2 movable, folding fishing seats w/bow & aft deck pedestal bases
4. 9-gal. aerated livewell molded into front of console

WE BUILD 'EM YOU CATCH 'EM!



1. Bow 15-gal. (56.78 L) aerated livewell w/bait bucket holder
2. Rotomolded console w/more leg room, **NEW** open storage, tinted windscreen, drink holder, 12V outlet & phone holder
3. Lockable port cockpit rod box w/room for rods up to 7' 6" (2.29 m)



PRO 170 \$14,695

STANDARD COLORS:

- Starlite Blue
- Starlite Red

STANDARD PACKAGE:
Mercury® 40 ELPT FourStroke
& Custom Trailer (plus freight & prep)

One of the top-selling boats in the TRACKER® lineup, the PRO 170 balances size, power and fishability in a package that can do just about anything! It's designed and priced just right for any fishing family and like every TRACKER, comes with a trolling, motor, fishfinder, outboard and trailer so you can get right to fishing and making memories.

ADDITIONAL MOTOR OPTIONS:

- 25 ELPT FourStroke.....\$13,395
- 50 ELPT FourStroke.....\$15,395 (plus freight & prep)

Boats may be shown with optional accessories. See pages 46-55 for complete motor, feature, option and specification information.



DIAMOND COAT

LENGTH	BEAM	MAXIMUM RECOMMENDED HP	MAXIMUM PERSON CAP.	MAXIMUM WEIGHT CAP.	FUEL CAP.
16' 8" (5.08 m)	6' 5" (1.96 m)	50	4/555 lbs. (251.74 kg)	980 lbs (444.52 kg)	11.4 gal. (43.15 L)

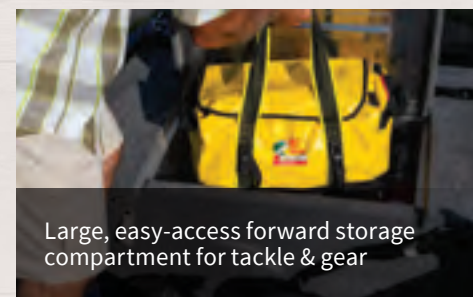
PANFISH™ 16 \$11,795

STANDARD PACKAGE:
Mercury® 20 ELPT FourStroke
& Custom Trailer (plus freight & prep)



EASY TO DRIVE, EASY TO OWN

Forward-helm design with stick-steering for ease of operation and loading, plus a walk-around cockpit with 2 swivel seats and a cushioned center livewell.



Large, easy-access forward storage compartment for tackle & gear



14-gal. (53.0 L) aerated livewell w/cushion-top seat & bait bucket

ADDITIONAL MOTOR OPTIONS:

- 25 ELPT FourStroke.....\$12,735
- 40 ELPT FourStroke.....\$14,035 (plus freight & prep)

STANDARD COLOR:

- TRACKER® Black

DIAMOND COAT



LENGTH	BEAM	MAXIMUM RECOMMENDED HP	MAXIMUM PERSON CAP.	MAXIMUM WEIGHT CAP.	FUEL CAP.
16' 2" (4.93 m)	5' 10" (1.78 m)	40	4/465 lbs. (210.92 kg)	880 lbs (399.16 kg)	11.4 gal. (43.15 L)

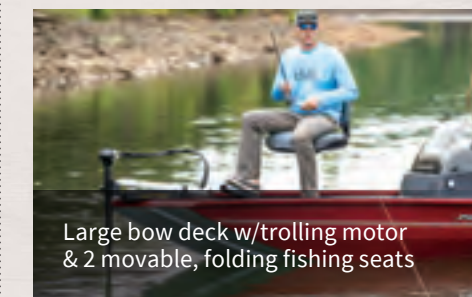
PRO 160® \$11,695

STANDARD PACKAGE:
Mercury® 25 ELPT FourStroke
& Custom Trailer (plus freight & prep)

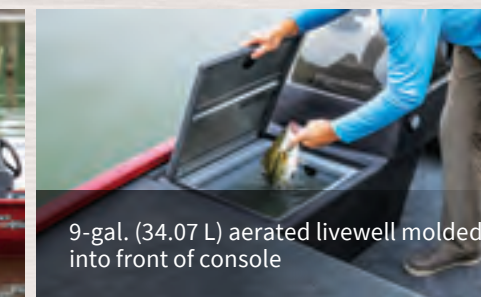


COMPACT & QUICK MOD V ACTION

A great first boat or forever boat, all-welded and backed by the TRACKER® PROMISE—the best factory warranty in aluminum boats.



Large bow deck w/trolling motor & 2 movable, folding fishing seats



9-gal. (34.07 L) aerated livewell molded into front of console

ADDITIONAL MOTOR OPTIONS:

- 20 ELPT FourStroke.....\$10,755
- 40 ELPT FourStroke.....\$12,995 (plus freight & prep)

STANDARD COLOR:

- Starlite Red

DIAMOND COAT



LENGTH	BEAM	MAXIMUM RECOMMENDED HP	MAXIMUM PERSON CAP.	MAXIMUM WEIGHT CAP.	FUEL CAP.
16' 2" (4.93 m)	5' 10" (1.96 m)	40	3/390 lbs. (176.90 kg)	855 lbs (444.52 kg)	6 gal. (43.15 L)

MULTI-SPECIES MASTERY



LENGTH	BEAM	MAXIMUM RECOMMENDED HP	MAXIMUM PERSON CAP.	MAXIMUM WEIGHT CAP.	FUEL CAP.
17' 7" (5.66 m)	7' 5" (2.49 m)	75	4/560 lbs. (254.01 kg)	1,090 lbs. (494.01 kg)	21.5 gal. (81.39 L)

PRO TEAM 175 TF[®] \$18,595

STANDARD PACKAGE:
Mercury® 60 ELPT FourStroke
& Custom Trailer (plus freight & prep)

For those that like to target crappie, bass, walleye, pike and more, the PRO TEAM 175 TF is the perfect choice. Three-across bow seat positions, dual livewells and a recessed front deck lead off the list—and when you add in the benefits of the PRO TEAM series like the REVOLUTION™ hull with SMOOTH RIDE GUARANTEE™, it quickly becomes a multi-species no-brainer.

ADDITIONAL MOTOR OPTION:

• 75 ELPT FourStroke..... \$20,195
(plus freight & prep)

STANDARD COLORS:

■ Starlite Blue ■ Starlite Charcoal

DIAMOND COAT

TRACKER REVOLUTION HULL

The variable deadrise, POWER-TRAC™ set-back transom and reverse chines on our PRO TEAM models combine to give you the smoothest, driest, best-performing ride in aluminum boats.

SMOOTH RIDE GUARANTEE

- THE ONLY PERFORMANCE PROMISE IN THE INDUSTRY -
If your PRO TEAM doesn't provide the smoothest ride in an aluminum boat, return it within 30 days for credit toward any TRACKER of equal or greater value.



FEATURES SHOWN:

1. Dual bow rod storage w/organizers & tip tubes for rods up to 7' (2.13 m)
2. Slightly recessed bow deck w/3 bow seat base positions for closer-to-the-water fishing
3. VERSATRACK® mounting channel in gunnel
4. Lowrance® HOOK2 5 Combo swivel color fishfinder w/SplitShot™ transducer

THE MOST POPULAR FISHING BOAT IN HISTORY



LENGTH	BEAM	MAXIMUM RECOMMENDED HP	MAXIMUM PERSON CAP.	MAXIMUM WEIGHT CAP.	FUEL CAP.
17' 7" (5.66 m)	7' 5" (2.49 m)	75	4/555 lbs. (251.74 kg)	1,100 lbs. (498.95 kg)	21.5 gal. (81.39 L)

PRO TEAM 175 TXW[®]

\$18,595

STANDARD PACKAGE:
Mercury[®] 60 ELPT FourStroke
& Custom Trailer (plus freight & prep)

The PRO TEAM 175 TXW has been America's best-selling fishing boat for many years because it offers exactly what boaters want in a perfectly-sized, perfectly-outfitted, perfectly-priced package. The tourney-style bow deck has two giant 7' rod boxes and a massive center tackle organizer—and the 21-gal. aft livewell is big enough for your winning 5-fish limit.

Boats may be shown with optional accessories. See pages 46–55 for complete motor, feature, option and specification information.

ADDITIONAL MOTOR OPTIONS:

- 75 ELPT FourStroke..... \$20,195

(plus freight & prep)

STANDARD COLORS:

- TRACKER[®] Black
- Starlite Red



TRACKER REVOLUTION HULL

The variable deadrise, POWER-TRAC™ set-back transom and reverse chines on our PRO TEAM models combine to give you the smoothest, driest, best-performing ride in aluminum boats.

SMOOTH RIDE GUARANTEE

- THE ONLY PERFORMANCE PROMISE IN THE INDUSTRY -
If your PRO TEAM doesn't provide the smoothest ride in an aluminum boat, return it within 30 days for credit toward any TRACKER of equal or greater value.



FEATURES SHOWN:

1. Extra-large center bow deck tackle & gear storage w/tool & tackle box holders
2. 1-piece rotomolded console w/tinted windscreen, phone holder & multifunction gauges
3. Port & starboard rod storage w/rod organizers & tubes—holds 16 total rods up to 8' (2.44 m) casting/7' (2.13 m) spinning
4. Aft 21-gal. (79.49 L) aerated livewell w/divider, timer, recirculator, pump-out & overflow

ALSO AVAILABLE IN
TOURNAMENT EDITION
\$20,595

Mercury[®] 60 ELPT FourStroke
& Custom Trailer (plus freight & prep)

With these premium factory-installed upgrades:



BOW LOWRANCE HOOK[®] 5 COMBO
fishfinder w/SpinShot™ & GPS



CONSOLE LOWRANCE HOOK[®] 5 COMBO
fishfinder w/TripleShot™ & GPS



MINN KOTA[®] MAXXUM[®]
24V, 70-lb (31.75 kg) thrust, 52" (1.32 m) shaft trolling motor



INTERSTATE[®] BATTERIES:
1 cranking & 2 trolling, plus 3-bank battery charger



TRAILER BOARDING STEP
w/safety handle



CUSTOM ALUMINUM WHEELS
w/matching spare

TOURNAMENT READY VERSATILITY



LENGTH	BEAM	MAXIMUM RECOMMENDED HP	MAXIMUM PERSON CAP.	MAXIMUM WEIGHT CAP.	FUEL CAP.
18' 7" (5.66 m)	7' 5" (2.26 m)	125	4/575 lbs. (260.81 kg)	1,250 lbs. (566.99 kg)	21.5 gal. (81.39 L)

PRO TEAM™ 190 TX \$21,995

STANDARD PACKAGE:
Mercury® 90 ELPT FourStroke
& Custom Trailer (plus freight & prep)

A larger, faster boat for die-hard bass anglers with their eye on the prize, the PRO TEAM 190 TX runs up to 125 horses for top performance. It sports a tournament-style deck layout—port and starboard 7' rod boxes with tip organizers, a giant center bow tackle box and bag organizer, a cooler in the step up to the bow deck flanked by two drink holders.

Boats may be shown with optional accessories. See pages 46–55 for complete motor, feature, option and specification information.

ADDITIONAL MOTOR OPTION:

- 115 Pro XS® FourStroke.....\$23,205
(plus freight & prep)

STANDARD COLORS:

- TRACKER® Black
- Starlite Charcoal



TRACKER REVOLUTION HULL

The variable deadrise, POWER-TRAC™ set-back transom and reverse chines on our PRO TEAM models combine to give you the smoothest, driest, best-performing ride in aluminum boats.

SMOOTH RIDE GUARANTEE - THE ONLY PERFORMANCE PROMISE IN THE INDUSTRY -

If your PRO TEAM doesn't provide the smoothest ride in an aluminum boat, return it within 30 days for credit toward any TRACKER of equal or greater value.



FEATURES SHOWN:

1. Port & starboard rod storage w/larger lids & rod organizers—16 total rods up to 8' (2.44 m) casting/7' (2.13 m) spinning
2. Aft 21-gal. (79.49 L) aerated livewell w/divider, timer, recirculator, pump-out & overflow
3. Massive center tackle & gear organizer w/piston-assist lift
4. 2 folding, swiveling fishing seats w/bow & aft seat bases

ALSO AVAILABLE IN
**TOURNAMENT
EDITION**
\$23,395

Mercury® 90 ELPT FourStroke
& Custom Trailer (plus freight & prep)

With these premium
factory-installed upgrades:

1.  **BOW LOWRANCE HOOK® 5 COMBO**
fishfinder w/SpinShot™ & GPS
2.  **CONSOLE LOWRANCE HOOK® 5 COMBO**
fishfinder w/TripleShot™ & GPS
3.  **MINN KOTA® MAXXUM®**
24V, 70-lb (31.75 kg) thrust, 52" (1.32 m)
shaft trolling motor
4.  **INTERSTATE® BATTERIES:**
1 cranking & 2 trolling, plus 3-bank battery charger
5.  **TRAILER BOARDING STEP**
w/safety handle
6.  **CUSTOM ALUMINUM WHEELS**
w/matching spare

PRELOADED WITH TOURNEY POWER



LENGTH	BEAM	MAXIMUM RECOMMENDED HP	MAXIMUM PERSON CAP.	MAXIMUM WEIGHT CAP.	FUEL CAP.
18' 7" (5.66 m)	8' 2" (2.49 m)	150	4/575 lbs. (260.81 kg)	1,250 lbs. (566.99 kg)	30 gal. (113.56 L)

PRO TEAM™ 195 TXW

\$25,795

STANDARD PACKAGE:
Mercury® 115 Pro XS® FourStroke
& Custom Trailer (plus freight & prep)

Our biggest, fastest, most powerful Mod V—designed to give you maximum performance and optimized fishability on a massive fishing platform. The bow deck layout was conceived and designed by tournament pros, with dual 8' rod boxes and an incredibly spacious center tackle organizer. And with the most horsepower we've ever hung on a Mod V, it will get you to the fish fast!

Boats may be shown with optional accessories. See pages 46–55 for complete motor, feature, option and specification information.

ADDITIONAL MOTOR OPTIONS:

- 150 L FourStroke\$28,385
- 150 L Pro XS® FourStroke\$29,295
(plus freight & prep)

STANDARD COLORS:

- TRACKER® Black
- Starlite Red


DIAMOND COAT

TRACKER REVOLUTION HULL

The variable deadrise, POWER-TRAC™ set-back transom and reverse chines on our PRO TEAM models combine to give you the smoothest, driest, best-performing ride in aluminum boats.

SMOOTH RIDE GUARANTEE

- THE ONLY PERFORMANCE PROMISE IN THE INDUSTRY -
If your PRO TEAM doesn't provide the smoothest ride in an aluminum boat, return it within 30 days for credit toward any TRACKER of equal or greater value.



FEATURES SHOWN:

1. Large, lockable center tackle organizer w/room for tackle, PFDs & more
2. Port & starboard rod organizers w/tubes for 24 total rods up to 9' (2.74 m) casting/8' (2.44 m) spinning
3. 1-piece rotomolded console w/tinted windscreen, phone holder & Lowrance® HOOK² 5 Combo swivel color fishfinder w/SplitShot™ transducer
4. Lighted aft 27-gal. (102.21 L) aerated livewell w/divider, timer, recirculator, pump-out system & dual overflow drain

ALSO AVAILABLE IN
TOURNAMENT EDITION
\$29,395

Mercury® 150 L FourStroke
& Custom Trailer (plus freight & prep)

With these premium factory-installed upgrades:



BOW LOWRANCE HOOK² 5 COMBO
fishfinder w/SplitShot™ & GPS



CONSOLE LOWRANCE HOOK² 5 COMBO
fishfinder w/TripleShot™ & GPS




MINN KOTA® MAXXUM®
24V, 70-lb (31.75 kg) thrust, 52" (1.32 m) shaft trolling motor



INTERSTATE® BATTERIES:
1 cranking & 2 trolling, plus 3-bank battery charger



TRAILER BOARDING STEP
w/safety handle




CUSTOM ALUMINUM WHEELS
w/matching spare

BIG WATER BEASTS

TRACKER DEEP Vs—TOUGH ON THE FISH, EASY ON THE FAMILY.

Out on the big waters of the northern U.S. and Canada that will rattle the teeth out of riveted boats, PRO GUIDE™ and TARGA™ Deep Vs are proven to take whatever big lakes can dish out.



We offer a full range of NORTH OF TOUGH™ Deep V models, from the compact and durable Guide V-16 Laker to the TARGA V-19—our biggest, most fishing- and family-friendly Deep V. And like every all-welded TRACKER®, they're backed by the TRACKER PROMISE—the best factory warranty in aluminum boats.



**ALL-WELDED
CONFIDENCE
IN BIG, ROUGH WATER**

Heavy-duty marine-grade aluminum is joined with welded seams for unmatched strength. A 35° angle at the bow cuts through waves and reverse chines deflect water downward for a dry, smooth ride in rough water.





BUILT TO MASTER THE NORTH



LENGTH	BEAM	MAXIMUM RECOMMENDED HP	MAXIMUM PERSON CAP.	MAXIMUM WEIGHT CAP.	FUEL CAP.
19' (5.79 m)	8' 6" (2.59 m)	225	8/1,100 lbs. (498.95 kg)	2,000 lbs. (907.18 kg)	47 gal. (117.91 L)

TARGA™ V-19 WT \$35,995

STANDARD PACKAGE:
Mercury® 150 XL FourStroke
& Custom Trailer (plus freight & prep)

The TARGA V-19 WT (Walk-Thru) is designed to safely and effectively fish big water, whether you're trolling for walleye or casting for smallmouth. A wrap-around walk-thru windshield keeps you protected from the elements and a deep cockpit loaded with fishing features keeps your rods bent and your livewells full.

ADDITIONAL MOTOR OPTIONS:

- 200 XL Pro XS® FourStroke \$40,700
- 225 XL Pro XS® FourStroke w/DTS..... \$43,945
(plus freight & prep)

STANDARD COLORS:

- TRACKER® Black
- Starlite Charcoal



TOUGHNESS COMES STANDARD ON ALL TARGA BOATS

- Heavy-duty .125 all-welded 5052 marine-grade aluminum hulls
- Extra-wide gunnels w/grip panels on top & rod/gear storage inside
- 19-gal. bow and 30-gal. aft aerated, timed, recirculated livewells w/pump-outs
- Aft deck storage for fourteen 3700-series tackle boxes



FEATURES SHOWN:

1. **NEW** walk-thru windshields & hatch
2. VERSATRACK® mounting system throughout gunnels
3. All-welded, 2-piece .125 aluminum Deep V hull w/wide beam & stable bottom for a smoother, drier ride in rough waters
4. **NEW** port & starboard fiberglass-reinforced acrylic consoles

ALSO AVAILABLE IN TOURNAMENT EDITION \$38,995

Mercury® 150 XL FourStroke & Custom Trailer (plus freight & prep)

With these premium factory-installed upgrades:



BOW HUMMINBIRD® HELIX™ 7
G3N fishfinder w/GPS & Down Imaging



CONSOLE HUMMINBIRD HELIX 7
G3N fishfinder w/GPS & Side Imaging



MINN KOTA® TERROVA®
24V, 80-lb (36.29 kg) thrust, 60" (1.52 m) shaft trolling motor w/i-Pilot®



INTERSTATE® BATTERIES:
1 cranking & 2 trolling, plus 3-bank battery charger



TRAILER BOARDING STEP
w/safety handle



CUSTOM ALUMINUM WHEELS
w/matching spare

Boats may be shown with optional accessories. See pages 46-55 for complete motor, feature, option and specification information.

BIG-TIME FAMILY FUN



LENGTH	BEAM	MAXIMUM RECOMMENDED HP	MAXIMUM PERSON CAP.	MAXIMUM WEIGHT CAP.	FUEL CAP.
19' (5.79 m)	8' 6" (2.59 m)	225	8/1,100 lbs. (498.95 kg)	2,000 lbs. (907.18 kg)	47 gal. (117.91 L)

TARGA™ V-19 COMBO

\$36,995

STANDARD PACKAGE:
Mercury® 150 XL FourStroke
& Custom Trailer (plus freight & prep)

Does your family dream of a big, powerful fishing boat that's comfortable enough for everyone? If so, TARGA V-19 COMBO is the boat for you! With bow cushions, hidden jump seats, an aft deck extension and ski pylon, the creature comforts are numerous. And for you diehard anglers—it's a formidable fishing machine, with massive rod storage and 49 gallons of livewell space.

ADDITIONAL MOTOR OPTIONS:

- 200 XL Pro XS® FourStroke\$41,700
- 225 XL Pro XS® FourStroke w/DTS..... \$44,945
(plus freight & prep)

STANDARD COLORS:

- TRACKER® Black
- Starlite Red

DIAMOND COAT

TOUGHNESS COMES STANDARD ON ALL TARGA BOATS

- Heavy-duty .125 all-welded 5052 marine-grade aluminum hulls
- Extra-wide gunnels w/grip panels on top & rod/gear storage inside
- 19-gal. bow and 30-gal. aft aerated, timed, recirculated livewells w/pump-outs
- Aft deck storage for fourteen 3700-series tackle boxes



FEATURES SHOWN:

1. **NEW** gauges shifted to the side to leave room for larger graphs, X-Grip® mobile phone holder
2. Bow center lockable rod box w/organizer for spinning & baitcast rods to 7' 6" (2.29 m)
3. **NEW** aft center deck step w/lockable storage & 2 drink holders
4. **NEW** bow padded backrests w/front-access console storage & removable seat cushions

ALSO AVAILABLE IN
TOURNAMENT EDITION
\$39,995

Mercury® 150 XL FourStroke
& Custom Trailer (plus freight & prep)

With these premium factory-installed upgrades:



BOW HUMMINBIRD® HELIX™ 7
G3N fishfinder w/GPS & Down Imaging



CONSOLE HUMMINBIRD HELIX 7
G3N fishfinder w/GPS & Side Imaging



MINN KOTA® TERROVA®
24V, 80-lb (36.29 kg) thrust, 60" (1.52 m) shaft trolling motor w/i-Pilot®



INTERSTATE® BATTERIES:
1 cranking & 2 trolling, plus 3-bank battery charger



TRAILER BOARDING STEP
w/safety handle



CUSTOM ALUMINUM WHEELS
w/matching spare

MADE TO FISH. BUILT TO LAST.



TARGA™ V-18 WT \$32,995

STANDARD COLORS:

TRACKER® Black Starlite Red

STANDARD PACKAGE:

Mercury® 150 XL FourStroke
& Custom Trailer (plus freight & prep)

ADDITIONAL MOTOR OPTION:

• 200 XL Pro XS® FourStroke \$37,700
(plus freight & prep)

The TRACKER® TARGA V-18 WT is a superior guide or tournament boat that's ideal for Great Lakes walleye fishing. It's built on our legendary, all-welded 35° deadrise Deep V hull with reverse chines for smooth, dry and safe operation in inclement weather. 200-max horses give you plenty of power whether you're cruising across a big lake to a secret fishing hole or running back to the weigh-in.



LENGTH	BEAM	MAXIMUM RECOMMENDED HP	MAXIMUM PERSON CAP.	MAXIMUM WEIGHT CAP.	FUEL CAP.
18' 2" (5.54 m)	8' 6" (2.59 m)	200	6/885 lbs. (401.43 kg)	1,650 lbs. (748.43 kg)	40 gal. (151.42 L)

FEATURES SHOWN:

- NEW** aft deck starboard rotomolded storage for fourteen 3700-series tackle boxes
- NEW** aft center deck step w/lockable storage & 2 drink holders
- Lowrance® HOOK² 7 Combo swivel color fishfinder w/TripleShot™, plus X-Grip® mobile phone holder
- NEW** aft 30-gal. (113.56 L), 16" x 40" (40.64 x 101.6 cm) livewell w/port bait bucket holder



TARGA™ V-18 COMBO \$33,995

STANDARD PACKAGE:

Mercury® 150 XL FourStroke
& Custom Trailer (plus freight & prep)

ADDITIONAL MOTOR OPTION:

• 200 XL Pro XS® FourStroke \$38,700 (plus freight & prep)

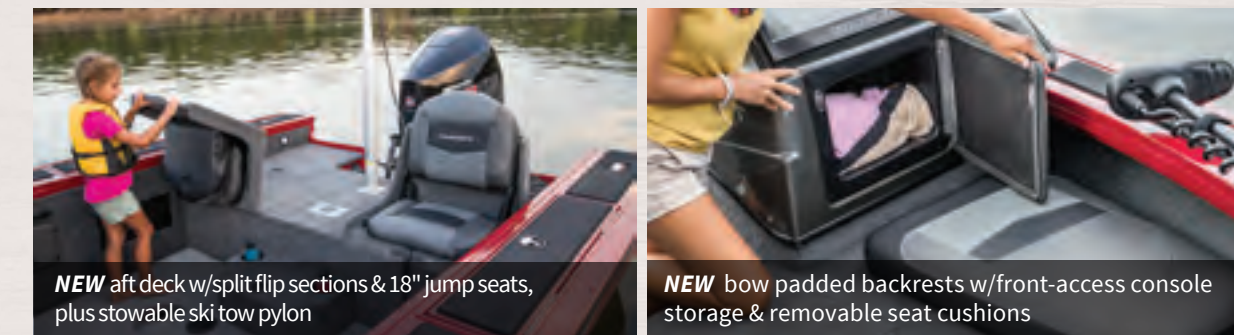
STANDARD COLORS:

TRACKER® Black Starlite Red



JUMPIN' WAVES ON LONG SUMMER DAYS

The TARGA V-18 Combo retains all the great fishing features—plus adds a ski tow pylon, jump seats under flip-down aft deck extensions and bow cushions.



NEW aft deck w/split flip sections & 18" jump seats, plus stowable ski tow pylon


NEW bow padded backrests w/front-access console storage & removable seat cushions



LENGTH	BEAM	MAXIMUM RECOMMENDED HP	MAXIMUM PERSON CAP.	MAXIMUM WEIGHT CAP.	FUEL CAP.
18' 2" (5.54 m)	8' 6" (2.59 m)	200	6/885 lbs. (401.43 kg)	1,650 lbs. (748.43 kg)	40 gal. (151.42 L)

Boats may be shown with optional accessories. See pages 46–55 for complete motor, feature, option and specification information.

DEPENDABLE DEEP V COMFORT



PRO GUIDE™ V-175 WT \$26,995

STANDARD COLORS:

■ TRACKER® Black ■ Starlite Red

STANDARD PACKAGE:

Mercury® 115 EXLPT FourStroke
& Custom Trailer (plus freight & prep)

ADDITIONAL MOTOR OPTIONS:

- 90 EXLPT FourStroke \$25,995
- 150 XL FourStroke \$29,795
(plus freight & prep)

The TRACKER® PRO GUIDE V-175 WT (Walk Thru) is a substantial and stable boat for all-water angling. 48 gallons of livewell space keep bait and gamefish healthy and massive storage throughout stows all the gear you need for the most arduous of fishing expeditions.



LENGTH	BEAM	MAXIMUM RECOMMENDED HP	MAXIMUM PERSON CAP.	MAXIMUM WEIGHT CAP.	FUEL CAP.
17' 7" (5.36 m)	8' 1" (2.46 m)	150	6/838 lbs. (380.11 kg)	1,600 lbs. (725.75 kg)	25.5 gal. (96.53 L)

FEATURES SHOWN:

1. **NEW** console w/enclosed bottom & more leg room
2. VERSATRACK® accessory-mounting channel
3. Aft 29-gal. (109.78 L) livewell— aerated, timed & recirculated, w/pump-out & bait bucket
4. Bow center lockable rod box w/organizer for spinning & baitcast rods to 7' 6" (2.29 m)



PRO GUIDE™ V-175 SC \$24,795

STANDARD PACKAGE:
Mercury® 115 EXLPT FourStroke
& Custom Trailer (plus freight & prep)

ADDITIONAL MOTOR OPTIONS:

- 90 EXLPT FourStroke..... \$23,795
- 150 XL FourStroke \$27,595 (plus freight & prep)

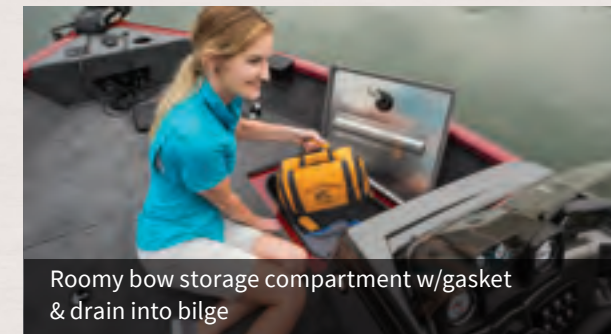
STANDARD COLORS:

■ Starlite Charcoal ■ Starlite Red



WIDE-OPEN DEEP-V FISHABILITY

The PRO GUIDE V-175 SC offers the same great features as the Walk Thru, plus a wide open, easy-to fish cockpit and aerodynamic Side Console design.



Roomy bow storage compartment w/gasket & drain into bilge



Sleek fiberglass-reinforced console top w/**NEW** tinted windscreen & built-in drink holder



LENGTH	BEAM	MAXIMUM RECOMMENDED HP	MAXIMUM PERSON CAP.	MAXIMUM WEIGHT CAP.	FUEL CAP.
17' 7" (5.36 m)	8' 1" (2.46 m)	150	6/838 lbs. (380.11 kg)	1,600 lbs. (725.75 kg)	25.5 gal. (96.53 L)

Boats may be shown with optional accessories. See pages 46–55 for complete motor, feature, option and specification information.

OUR BEST-SELLING DEEP-V BOAT



LENGTH	BEAM	MAXIMUM RECOMMENDED HP	MAXIMUM PERSON CAP.	MAXIMUM WEIGHT CAP.	FUEL CAP.
17' 7" (5.36 m)	8' 1" (2.46 m)	150	6/838 lbs. (380.11 kg)	1,600 lbs. (725.75 kg)	25.5 gal. (96.53 L)

PRO GUIDE™ V-175 COMBO

\$27,795

STANDARD PACKAGE:
Mercury® 115 EXLPT FourStroke
& Custom Trailer (plus freight & prep)

The PRO GUIDE V-175 Combo is our best-selling Deep V because it offers an ideal combination of fishing features and family amenities. At 17' 7" long and with a generous 8' 1" beam, it's solid and stable—a secure fishing platform. 48 gallons of livewells and 3 large rod storage compartments make it the ultimate fishing boat—and the bow cushions and hidden jump seats make it incredibly comfortable, too.

Boats may be shown with optional accessories. See pages 46–55 for complete motor, feature, option and specification information.

ADDITIONAL MOTOR OPTIONS:

- 90 EXLPT FourStroke\$26,795
- 150 XL FourStroke\$30,595
(plus freight & prep)

STANDARD COLORS:

- TRACKER® Black
- Starlite Red

DIAMOND COAT



FEATURES SHOWN:

1. Stowable ski tow pylon in aft deck between jump seats
2. **NEW** aft deck w/split flip sections & **NEW** 18"-wide (45.72 cm) jump seats
3. 1 movable driver/fishing seat w/sliding base adjustment, plus 2 movable fishing seats w/7 seat bases
4. Bow padded backrests & protective walk-thru windshield

MID-SIZED FISHPOWER



1. Side cockpit lockable rod boxes for rods up to 7' (2.13 m) port & 8' (2.44 m) starboard
2. Passenger console w/glove box, drink holder & small items tray
3. **NEW** lockable storage behind both below-console footrests



PRO GUIDE™ V-165 WT
\$24,595

STANDARD COLORS:

- TRACKER® Black
- TRACKER® White

STANDARD PACKAGE:

Mercury® 90 EXLPT FourStroke & Custom Trailer (plus freight & prep)

The PRO GUIDE V-165 WT (Walk-Thru) is built for fishing in big water, but perfectly-sized for angling lakes or cruising waterways anywhere in the country! Families will enjoy the deep, comfortable cockpit and optional ski tow pylon and anglers will appreciate its massive tackle and rod storage.

ADDITIONAL MOTOR OPTION:

- 115 EXLPT FourStroke \$25,595 (plus freight & prep)



DIAMOND COAT

LENGTH	BEAM	MAXIMUM RECOMMENDED HP	MAXIMUM PERSON CAP.	MAXIMUM WEIGHT CAP.	FUEL CAP.
16' 9" (5.11 m)	8' 1" (2.46 m)	115	6/1,000 lbs. (380.11 kg)	1,750 lbs. (793.79 kg)	25.5 gal. (96.53 L)

THE COMPACT, ALL-WEATHER DEEP V



1. **NEW** aft center deck step w/lockable storage
2. Bow 23-gal. (87.06 L), 40" (1.02 m) aerated livewell w/divider & bait bucket
3. Tempered safety-glass walk-thru windshield



PRO GUIDE™ V-16 WT
\$19,395

STANDARD COLORS:

- Starlite Blue
- TRACKER® White

STANDARD PACKAGE:

Mercury® 60 ELPT FourStroke & Custom Trailer (plus freight & prep)

A compact and capable Deep V with a wrap-around, walk-thru windshield to protect you from the elements in all conditions. With three movable fishing seats and six seat locations, it's configurable for many fishing or cruising situations. And massive amounts of storage boat-wide let you haul all the gear you need.

ADDITIONAL MOTOR OPTIONS:

- 75 ELPT FourStroke \$20,995
- 90 ELPT FourStroke \$21,495 (plus freight & prep)



DIAMOND COAT

LENGTH	BEAM	MAXIMUM RECOMMENDED HP	MAXIMUM PERSON CAP.	MAXIMUM WEIGHT CAP.	FUEL CAP.
16' 6" (5.03 m)	7' 4" (2.24 m)	90	5/655 lbs. (297.10 kg)	1,200 lbs. (544.31 kg)	25.5 gal. (96.53 L)

Boats may be shown with optional accessories. See pages 46-55 for complete motor, feature, option and specification information.

EASY-FISHING LAKE EXPLORER



- 1) Aggressive 35°-deadrise Deep V hull for a dry, smooth ride in rough water
- 2) Bow 23-gal. (87.06 L), 40" (1.02 m) aerated livewell w/divider, removable bait bucket, timer, recirculator & pump-out
- 3) 2 deep top-loading lockable boxes in the cockpit sides for rods/gear to 8' (2.44 m)



PRO GUIDE™ V-16 SC \$18,395

STANDARD COLORS:

- TRACKER® Black
- Starlite Charcoal

STANDARD PACKAGE:

Mercury® 60 ELPT FourStroke & Custom Trailer (plus freight & prep)

The PRO GUIDE V-16 SC (side console) combines a wide-open cockpit layout with smooth, rugged Deep V performance—all in a compact, easy-to-own package that will please any angler from the northern wilds to the sizzling south.

ADDITIONAL MOTOR OPTIONS:

- 75 ELPT FourStroke.....\$19,995
- 90 ELPT FourStroke\$20,495 (plus freight & prep)

Boats may be shown with optional accessories. See pages 46–55 for complete motor, feature, option and specification information.



DIAMOND COAT

LENGTH	BEAM	MAXIMUM RECOMMENDED HP	MAXIMUM PERSON CAP.	MAXIMUM WEIGHT CAP.	FUEL CAP.
16' 6" (5.03 m)	7' 4" (2.24 m)	90	5/655 lbs. (297.10 kg)	1,200 lbs (544.31 kg)	25.5 gal. (96.53 L)

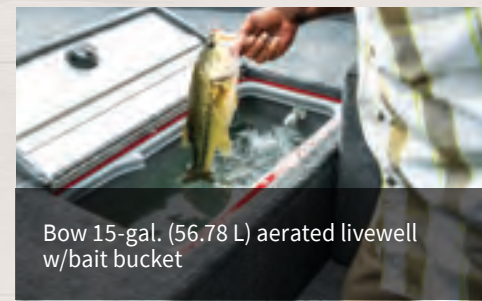
SUPER GUIDE™ V-16 SC \$13,995

STANDARD PACKAGE:
Mercury® 25 ELPT FourStroke & Custom Trailer (plus freight & prep)

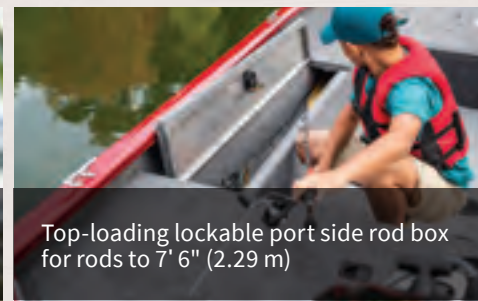


OUR BEST VALUE IN A SIDE CONSOLE

The SUPER GUIDE offers a whole lot of boat for the buck, with everything you need to get out and fish for multiple species in any kind of water.



Bow 15-gal. (56.78 L) aerated livewell w/bait bucket



Top-loading lockable port side rod box for rods to 7' 6" (2.29 m)

ADDITIONAL MOTOR OPTIONS:

- 40 ELPT FourStroke.....\$15,295
- 50 ELPT FourStroke.....\$15,995 (plus freight & prep)

STANDARD COLOR:

- Starlite Red



DIAMOND COAT

LENGTH	BEAM	MAXIMUM RECOMMENDED HP	MAXIMUM PERSON CAP.	MAXIMUM WEIGHT CAP.	FUEL CAP.
16' (4.88 m)	6' 4" (1.93 m)	50	4/650 lbs. (294.84 kg)	1,155 lbs (523.90 kg)	11.4 gal. (43.15 L)

GUIDE V-16 LAKER DLX T \$10,995

STANDARD PACKAGE:
Mercury® 20 ELH FourStroke & Custom Trailer (plus freight & prep)

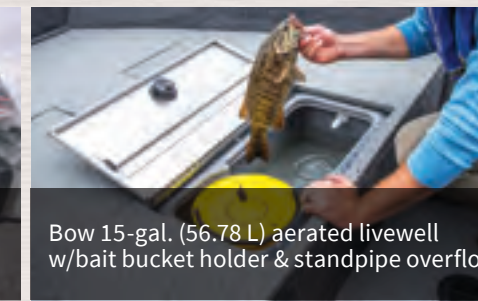


TILLER DRIVE DEEP V FOR PRECISE CONTROL

An easy-to-drive, easy-to-own utility and fishing boat for those that don't need bells and whistles to get the job done.



Tiller-operated design for maximum interior space & precision boat control



Bow 15-gal. (56.78 L) aerated livewell w/bait bucket holder & standpipe overflow

ADDITIONAL MOTOR OPTIONS:

- 25 ELHPT FourStroke.....\$12,315
- 40 ELHPT FourStroke.....\$13,715 (plus freight & prep)

STANDARD COLOR:

- Starlite Charcoal



DIAMOND COAT

LENGTH	BEAM	MAXIMUM RECOMMENDED HP	MAXIMUM PERSON CAP.	MAXIMUM WEIGHT CAP.	FUEL CAP.
16' (4.88 m)	6' 2" (1.88 m)	40	4/600 lbs. (272.16 kg)	1,100 lbs (498.95 kg)	6 gal. (22.71 L)

CUSTOM TRAILERS EASY TOWING

**WE'VE BEEN BUILDING CUSTOM-MATCHED
BOAT TRAILERS FOR OVER 40 YEARS.**

Every Mod V and Deep V boat comes standard with a great-looking, long-lasting, custom-matched TRACKER® trailer. Unlike some trailers, ours are welded together for maximum strength. Each features our exclusive GALVASHIELD® Impact corrosion and chip protection with a best-in-class, three-year corrosion warranty. Plus, each one is designed and built to provide maximum support for your boat and a smooth ride behind your vehicle. Carpeted bunks, load guides, a heavy-duty winch and Super Lube hubs are just a few of the built-in advantages of a TRACKER trailer.

And almost all of our trailers come standard with 13" or 14" Silver powder-coated or chrome wheels, matching hub covers and radial tires for even better on-road performance and great-looking longevity.

Every trailer frame features our exclusive 50% thicker GALVASHIELD Impact protection, providing exceptional corrosion and chip resistance and rugged good looks that will stand up to the elements for years to come.

The GALVASHIELD Impact trailer finish is a 5-mil.-thick, matte black, textured powder coat that improves corrosion-resistance while adding chip-resistance. The steel tubing is still galvanized on the outside and inside and sealed with a flexible clearcoat before it arrives at our plant in Ozark, Missouri. The trailer frame and components are put through a 5-stage wash and then thoroughly dried to ensure perfect adhesion to the metal.

For the application of the finish, the trailer components receive an electrostatic charge, which attracts the opposite charge in the powder coat particles. This assures thorough coverage, uniform thickness and minimal waste, all while having virtually no environmental effect.

The GALVASHIELD Impact finish is then heated to its melting point as it bonds securely to the galvanized metal at the molecular level. The result is a harder, longer-lasting and environmentally-friendly finish that protects against both corrosion and chipping.

3-Year Warranty Protection

Our GALVASHIELD tubing, with its baked-on powder-coat finish, offers industry-leading warranty protection (three years) against failure due to corrosion.



**COLD-FORMED STEEL
FOR EXTRA STRENGTH**

**GALVANIZED (ZINC COATED)
INSIDE & OUT**

**CONVERSION COAT
FOR SUPERIOR ADHESION**

**GALVASHIELD IMPACT
POWDER-COAT FINISH
CHIP PROTECTION**



All Welded

All-Welded Construction

The all-welded construction of our trailers means there are no bolts to loosen over time, maximizing durability. And each trailer is custom built for each boat model, making the fit as impressive as the construction.

Hubs & Brakes

Long-lived, easy-to-lubricate Super Lube hubs, included on all TRACKER® trailers, keep your ride smooth and your mind at peace, delivering years of reliable performance. Most boat and trailer packages offered by TRACKER Boats are available with brakes as an option. State towing regulations vary regarding vehicle weight rating and requirements for brakes on boat trailers. Check the brake requirements for your state.

Super Lube Hubs

Our exclusive Super Lube hubs make maintenance easy. Just inject grease into the fittings to deliver lubrication to both inner and outer wheel bearings.



Surge Brakes


Most TRACKER trailers are available with optional drum surge brakes that stop quickly and won't engage when backing.



VERSATILITY IN YOUR HANDS

VersaTrack

Accessories to make every fishing task faster and easier.



PROTECT YOUR INVESTMENT

TRACKER®-exclusive VERSATRACK® channels permit quick mounting and moving of optional accessories.

Rod holders, tool holders, tackle trays, cutting boards, drink holders—simply tighten or loosen the bolt and wing nut to move your accessories anywhere along the gunnels. See your local TRACKER dealer for availability. Standard on all TRACKER boats, excluding BASS TRACKER® Classic and Topper riveted jons.



CUTTING BOARD
The cutting board is easy to install or detach and it cleans easily after messy jobs.



3- OR 4-ROD HOLDER
Easily holds rods above deck for quick access when you reach your fishing hole.



DRINK HOLDER
Keep a cold beverage nearby for hydration—or even coffee or hot chocolate on cold mornings.



TACKLE TRAY
Store tackle trays for easy access to your favorite lures, plus pliers and tools.



ROD HOLDER
Locks down 1 rod for trolling or traveling. Easily adjustable for casting or spinning rods.



TOOL HOLDER
Keeps pliers, hook-outs, knives, terminal tackle and more within reach anywhere in the boat.

FREIGHT & PREP

The prices in this brochure are listed "plus freight & prep." Freight charges are the cost of shipping the boat from the factory to the dealer. TRACKER uses zoned freight rates that reflect the costs of shipping boats to each geographic area, or zone, in North America. Prep charges cover the costs the dealer incurs for labor and supplies necessary to complete a pre-delivery inspection and prepare the boat for delivery to the customer. Freight and prep charges are set by the factory and added to the price of boats shown in this brochure and on our websites, based on the dealer location selected by the customer.

Not all VERSATRACK® accessories fit all models. See your dealer for details.

Model	Zone 1	Zone 2	Zone 3 (Canada)	Zone 4 (Alaska)	Prep
CLASSIC XL, PF16, P160, P170, PT175, PT190, PT195, GV-16L, SGV-16	\$625	\$725	\$1,050	\$3,250	\$375
PGV16, PGV165, PGV-175	\$925	\$975	\$1,200	\$4,250	\$375
TV18, TV19	\$1,100	\$1,150	\$1,350	\$5,000	\$375

CUSTOM-CRAFTED & MATCHED TO YOUR BOAT.

TRACKER® factory-fit boat covers are custom-crafted for each model, ensuring a perfect, protective fit whether you're trailering your boat to the lake or storing it for the winter. The TRACKER boat covers are designed to protect your boat from the elements for years to come. Our custom Mod V and Deep V covers are crafted of ClimaShield® Plus, a 7.5-oz., 600-denier, solution-dyed polyester that's water-resistant and breathable to allow moisture to escape.

MOD V COVERS



DEEP V COVERS



BIMINI TOP

Get out of the sun and into the shade of a custom-matched TRACKER Bimini top. In addition to being exceptionally long lasting, these tops are quick to put up and pull down.



STAND-UP CONVERTIBLE TOP

Protect yourself and your passengers from the elements with a stand-up convertible top. Roomy enough for easy movement in the cockpit. Available for all WT and Combo models.



FULL ENCLOSURE

Custom fit for the bow of WT and Combo models, these heavy-duty covers prevent water and spray from overtopping the bow and entering the cockpit.

Covers may differ from those shown. Boats shown may be from previous model years. See your authorized TRACKER dealer or call 855.580.0755 for more information.

BASS TRACKER® CLASSIC XL

LENGTH 16' 8" (5.12 m)	BEAM 6' 5" (1.98 m)	MAX. HP 50	MAX. PERSON CAP. 3/555 lbs. (251.74 kg)	MAX. WEIGHT CAP. 1,025 lbs. (464.93 kg)	FUEL CAP. 6 gal. (22.71 L)
-------------------------------------	----------------------------------	----------------------	--	--	---

Bottom width	4' 6" (1.40 m)
Transom height	22.5" (57.15 cm)
Deadrise at bow/transom	13°/6°
Average dry weight	780 lbs. (383.80 kg)
Average package weight	1,705 lbs. (773.38 kg)
Package height	6' (1.83 m)
Package width	6' 8" (2.07 m)
Storage length	20' 1" (6.13 m)

FEATURES

COMFORT, CONVENIENCE & PEACE OF MIND

- Backed by the TRACKER® PROMISE & limited lifetime hull warranty
- NMMA® certified
- Flotation meets or exceeds NMMA® & U.S.C.G. requirements
- Bow & stern eyes
- 4 cleats
- Motor-stop safety lanyard, fire extinguisher, horn & paddle

LIVELL SYSTEMS

- 9-gal. (34.07 L) aerated livewell molded into front of console
- 500 GPH (1,892.71 LPH) aerator/fill pump
- Molded 1-piece construction w/rounded corners for easy cleanup & to protect your catch

TROLLING MOTOR

- Minn Kota® Edge 12V, 45-lb. (20.41 kg) thrust, 45" (1.14 m) shaft, foot-control trolling motor
- Thru-bolted trolling motor mount for durability

CONSOLE

- Lowrance® HOOK-3x color fishfinder w/transducer
- Sport steering wheel
- Single-cable, no-feedback rotary steering
- 1-piece rotomolded console w/tinted windscreen, drink holder, 12V outlet & integrated livewell
- Midnight Lazer switch panel
- Mercury® control box
- Navigation lights, aerator & bilge switches

INTERIOR

- Elevated bow & aft casting decks w/storage below bow deck
- 2 pedestal seat base locations
- 100% composite fishing seats w/contoured hinges & snap-off cushions
- 2 folding fishing seats
- Driver & passenger seats w/storage below
- Port side rod holders w/organizer for 4 rods to 7" (2.13 m)
- Aft deck storage
- 16-oz. (.45 kg) marine-grade, fishing-friendly carpet throughout

PERFORMANCE

- Pressed-in keel & strakes for optimal performance
- Factory-matched, performance-tested aluminum propeller

CONSTRUCTION & EXTERIOR

- **NEW** color: DIAMOND COAT™ Black Diamond or Royal Red gunnels & sides w/Starlite Gray bottom
- DIAMOND COAT™ finish features industry-exclusive powder coat & clearcoat for brilliant durability
- **NEW** graphics
- Rugged, all-welded, 1-piece aluminum hull w/pressed-in strakes & chines for structural strength & handling
- Robotically welded, all-aluminum box-beam transom w/corner braces welded in to unitize & strengthen the hull
- Welded-in longitudinal stringer system for full-length support along the running surface
- Expanding foam injected into hull cavities for added hull stiffening, flotation & a quieter ride
- 2" (5.08 cm), heavy-duty extruded 1-piece gunnel for structural strength & rigidity
- Pressure-treated floor & decks w/limited lifetime warranty
- Flush-mount, carpeted, all-aluminum compartment lids for structural rigidity, tight fit & long-term durability
- **ELECTRICAL**
- 500 GPH (1,892.71 LPH) bilge pump
- Bow & console courtesy lights
- Stowable navigation lights w/**NEW** LED courtesy light at bow
- 2 battery trays
- Interstate® batteries: 1 cranking & 1 trolling
- 12V trolling motor harness & receptacle
- Wiring system wrapped in abrasion-resistant protective conduit



MERCURY® MOTOR OPTIONS	EST. SPEED MPH	PRICE*
40 ELPT 4STR	30–32	\$10,995
50 ELPT 4STR	30–35	\$11,390

*Plus freight and prep

TRAILER

- Custom, single-axle trailer w/GALVASHIELD® Impact
- 13" (33.02 cm) chrome wheels w/matching hub covers
- Super Lube hubs for quick & complete hub lubrication
- Space-saving swing-away tongue to reduce storage length
- Pivot-up locking jack w/swivel wheel
- Heavy-duty winch w/nylon strap & bow safety strap
- Outboard motor support to reduce hull & transom stress while towing
- Heavy-duty upright load guides for easy, centered loading
- Carpeted bunks to protect hull
- Submersible LED lighting
- Nylon tie-down straps (supplied w/boat package) & safety cables

OPTIONS

• Cover	\$515
• Brake upgrade	\$445

For complete list of features, options and specs, visit [TRACKERBOATS.COM](#)
Option price shown does not include freight & dealer installation

PANFISH™ 16

LENGTH 16' 2" (4.93 m)	BEAM 5' 10" (1.78 m)	MAX. HP 40	MAX. PERSON CAP. 4/465 lbs. (210.92 kg)	MAX. WEIGHT CAP. 880 lbs. (399.16 kg)	FUEL CAP. 11.4 gal. (43.15 L)
-------------------------------------	-----------------------------------	----------------------	--	--	--

Bottom width	4' (1.22 m)
Transom height	21.4" (54.36 cm)
Deadrise at bow/transom	13°/6°
Average dry weight	766 lbs. (347.45 kg)
Average package weight	1,495 lbs. (678.12 kg)
Package height	5' 8" (1.73 m)
Package width	6' 1" (1.85 m)
Storage length	20' 7" (6.27 m)

FEATURES

COMFORT, CONVENIENCE & PEACE OF MIND

- Backed by the TRACKER® PROMISE & limited lifetime hull warranty
- NMMA® certified
- Flotation meets or exceeds NMMA® & U.S.C.G. requirements
- Easy-fill EPA-compliant fuel tank system
- Bow & stern eyes
- 4 cleats
- 3 drink holders
- Motor-stop safety lanyard, fire extinguisher, horn & paddle

LIVELL SYSTEMS

- 14-gal. (53.0 L) aerated livewell w/cushion-top seat
- Removable bait bucket
- 500 GPH (1,892.71 LPH) aerator/fill pump
- Molded 1-piece construction w/rounded corners for easy cleanup & to protect your catch

TROLLING MOTOR

- Minn Kota® Edge 12V, 45-lb. (20.41 kg) thrust, 45" (1.14 m) shaft, foot-control trolling motor
- Thru-bolted trolling motor mount for durability

CONSOLE

- Lowrance® HOOK® 4x swivel color fishfinder w/transducer
- Stick steering for precise maneuverability
- Mercury® control box
- Fuse-protected control center w/horn navigation lights, bilge, aerator, 12V outlet & fuel gauge

INTERIOR

- Elevated bow & aft casting decks w/storage below bow deck
- 100% composite fishing seats w/contoured hinges & snap-off cushions
- 2 folding fishing chairs w/molded frames for close-to-the-action floor-level fishing
- Deep, molded dry storage boxes below each seat
- Seating for 2 on midship cushion-top livewell
- 2 top-loading carpeted rod/gear lockers—7" (2.13 m) port, 7" (2.13 m) starboard
- Exclusive VERSATRACK® accessory-mounting channel in gunnels
- 16-oz. (.45 kg) marine-grade, fishing-friendly carpet throughout
- Interior color w/dark Gray tones

PERFORMANCE

- Pressed-in keel & strakes for optimal performance
- Factory-matched, performance-tested propeller

CONSTRUCTION & EXTERIOR

- Color: DIAMOND COAT™ TRACKER® Black gunnels & sides w/Starlite Gray bottom
- DIAMOND COAT™ finish features industry-exclusive powder coat & clearcoat for brilliant durability
- Rugged, all-welded, 1-piece aluminum hull w/pressed-in strakes & chines for structural strength & handling
- Robotically welded, all-aluminum box-beam transom w/corner braces welded in to unitize & strengthen the hull
- Welded-in longitudinal stringer system for full-length support along the running surface
- Expanding foam injected into hull cavities for added hull stiffening, flotation & a quieter ride
- 3" (7.62 cm), heavy-duty extruded 1-piece gunnels for structural strength & rigidity
- Pressure-treated floor & decks w/limited lifetime warranty
- All compartment lids are flush-mount, carpeted & all-aluminum for structural rigidity, tight fit & long-term durability
- **ELECTRICAL**
- 500 GPH (1,892.71 LPH) bilge pump
- Stowable navigation lights w/**NEW** LED courtesy light at bow
- 2 battery trays
- Interstate® batteries: 1 cranking & 1 trolling
- 12V trolling motor harness & receptacle
- Wiring system wrapped in abrasion-resistant protective conduit



MERCURY® MOTOR OPTIONS	EST. SPEED MPH	PRICE*
9.9 ELPT 4STR CT ProKicker	–	\$10,915
20 ELPT 4STR	22–24	\$11,795
25 ELPT 4STR	24–26	\$12,735
40 ELPT 4STR	30–33	\$14,035

*Plus freight and prep

TRAILER

- Custom, single-axle trailer w/GALVASHIELD® Impact
- Silver Metallic powder-coat wheels w/13" (33.02 cm) radial tires
- Super Lube hubs for quick & complete hub lubrication
- Pivot-up locking jack w/swivel wheel
- Heavy-duty winch w/nylon strap & bow safety strap
- Outboard motor support to reduce hull & transom stress while towing
- Heavy-duty upright load guides for easy, centered loading
- Carpeted bunks to protect hull
- Submersible LED lighting
- Nylon tie-down straps (supplied w/boat package) & safety cables

OPTIONS

• VERSATRACK® accessories	\$35–\$95
• Vinyl floor & decks	\$250
• Strap cover—Charcoal	\$395
• Brake upgrade	\$445

For complete list of features, options and specs, visit [TRACKERBOATS.COM](#)
Option price shown does not include freight & dealer installation

PRO 160®

LENGTH 16' 2" (4.93 m)	BEAM 5' 10" (1.78 m)	MAX. HP 40	MAX. PERSON CAP. 3/390 lbs. (176.90 kg)	MAX. WEIGHT CAP. 855 lbs. (387.82 kg)	FUEL CAP. 6 gal. (22.71 L)
-------------------------------------	-----------------------------------	----------------------	--	--	---

Bottom width	4' (1.22 m)
Transom height	21.4" (54.36 cm)
Deadrise at bow/transom	13°/6°
Average dry weight	719 lbs. (326.13 kg)
Average package weight	1,415 lbs. (641.83 kg)
Package height	5' 8" (1.73 m)
Package width	6' 1" (1.85 m)
Storage length	20' 7" (6.27 m)

FEATURES

COMFORT, CONVENIENCE & PEACE OF MIND

- Backed by the TRACKER® PROMISE & limited lifetime hull warranty
- NMMA® certified
- Flotation meets or exceeds NMMA® & U.S.C.G. requirements
- Bow & stern eyes
- 4 cleats, motor-stop safety lanyard, fire extinguisher, horn & paddle

LIVELL SYSTEMS

- 9-gal. (34.07 L) aerated livewell molded into front of console
- 500 GPH (1,892.71 LPH) aerator/fill pump
- Molded 1-piece construction w/rounded corners for easy cleanup & to protect your catch

TROLLING MOTOR

- Minn Kota® Edge 12V, 45-lb. (20.41 kg) thrust, 45" (1.14 m) shaft, foot-control trolling motor
- Thru-bolted trolling motor mount for durability

CONSOLE

- Lowrance® HOOK® 4x swivel color fishfinder w/transducer
- Sport steering wheel
- Single-cable, no-feedback rotary steering
- 1-piece rotomolded console w/tinted windscreen, drink holder, 12V outlet & integrated livewell
- Speedometer & tachometer
- Midnight Lazer switch panel
- Mercury® control box
- Navigation lights, aerator & bilge switches
- Charcoal console color

INTERIOR

- Elevated bow & aft casting decks w/storage below
- 2 pedestal seat base locations
- 100% composite fishing seats w/contoured hinges & snap-off cushions
- 2 folding fishing seats
- Port side rod holders w/organizer for 4 rods to 7" (2.13 m)
- Driver & passenger seats w/storage below passenger seat
- Exclusive VERSATRACK® accessory-mounting channel in gunnels
- 16-oz. (.45 kg) marine-grade, fishing-friendly carpet throughout
- Interior color w/dark Gray tones

PERFORMANCE

- Pressed-in keel & strakes for optimal performance
- Factory-matched, performance-tested propeller

CONSTRUCTION & EXTERIOR

- Color: DIAMOND COAT™ Starlite Red gunnels & sides w/Starlite Gray bottom
- DIAMOND COAT™ finish features industry-exclusive powder coat & clearcoat for brilliant durability
- Rugged, all-welded, 1-piece aluminum hull w/pressed-in strakes & chines for structural strength & handling
- Robotically welded, all-aluminum box-beam transom w/corner braces welded in to unitize & strengthen the hull
- Welded-in longitudinal stringer system for full-length support along the running surface
- Expanding foam injected into hull cavities for added hull stiffening, flotation & a quieter ride
- 3" (7.62 cm), heavy-duty extruded 1-piece gunnels for structural strength & rigidity
- Pressure-treated floor & decks w/limited lifetime warranty
- All compartment lids are flush-mount, carpeted & all-aluminum for structural rigidity, tight fit & long-term durability
- **ELECTRICAL**
- 500 GPH (1,892.71 LPH) bilge pump
- Bow & console courtesy lights
- Stowable navigation lights w/**NEW** LED courtesy light at bow
- 2 battery trays
- Interstate® batteries: 1 cranking & 1 trolling
- 12V trolling motor harness & receptacle
- Wiring system wrapped in abrasion-resistant protective conduit



MERCURY® MOTOR OPTIONS	EST. SPEED MPH	PRICE
9.9 ELPT 4STR CT ProKicker	–	\$9,875
20 ELPT 4STR	22–24	\$10,755
25 ELPT 4STR	22–26	\$11,695
40 ELPT 4STR	30–32	\$12,995

*Plus freight and prep

TRAILER

- Custom, single-axle trailer w/GALVASHIELD® Impact
- Silver Metallic powder-coat wheels w/13" (33.02 cm) radial tires
- Super Lube hubs for quick & complete hub lubrication
- Pivot-up locking jack w/swivel wheel
- Heavy-duty winch w/nylon strap & bow safety strap
- Outboard motor support to reduce hull & transom stress while towing
- Heavy-duty upright load guides for easy, centered loading
- Carpeted bunks to protect hull
- Submersible LED lighting
- Nylon tie-down straps (supplied w/boat package) & safety cables

OPTIONS

• VERSATRACK® accessories	\$35–\$95
• Vinyl floor & decks	\$250
• Rope Ratchet cover—Charcoal	\$445
• Brake upgrade	\$445

For complete list of features, options and specs, visit [TRACKERBOATS.COM](#)
Option price shown does not include freight & dealer installation

PRO 170

LENGTH 16' 8" (5.08 m)	BEAM 6' 5" (1.96 m)	MAX. HP 50	MAX. PERSON CAP. 4/555 lbs. (251.74 kg)	MAX. WEIGHT CAP. 980 lbs. (398.25 kg)	FUEL CAP. 11.4 gal. (43.15 L)
-------------------------------------	----------------------------------	----------------------	--	--	--

Bottom width	4' 6" (1.37 m)
Transom height	22.5" (57.15 cm)
Deadrise at bow/transom	13°/6°
Average dry weight	878 lbs. (398.54 kg)
Average package weight	1,836 lbs. (832.80 kg)
Package height	6' (1.83 m)
Package width	6' 10" (2.08 m)
Storage length	20' 1" (6.12 m)

FEATURES

COMFORT, CONVENIENCE & PEACE OF MIND

- Backed by the TRACKER® PROMISE & limited lifetime hull warranty
- NMMA® certified
- Flotation meets or exceeds NMMA® & U.S.C.G. requirements
- Easy-fill EPA-compliant fuel tank system
- Bow & stern eyes
- 4 cleats
- Motor-stop safety lanyard, fire extinguisher, horn & paddle

LIVELL SYSTEMS

- Bow 15-gal. (56.78 L) aerated livewell w/bait bucket holder & standpipe overflow
- 500 GPH (1,892.71 LPH) aerator/fill pump
- Molded 1-piece construction w/rounded corners for easy cleanup & to protect your catch

TROLLING MOTOR

- Minn Kota® Edge 12V, 45-lb. (20.41 kg) thrust, 45" (1.14 m) shaft, foot-control trolling motor
- Thru-bolted trolling motor mount for durability

CONSOLE

- Lowrance® HOOK® 4x swivel color fishfinder w/transducer
- Sport steering wheel
- Single-cable, no-feedback rotary steering
- Sleek, 1-piece rotomolded console w/more leg room, **NEW** open storage compartment, **NEW** tinted windscreen, built-in drink holder, 12V outlet & **NEW** mobile phone holder & bungee cord
- Speedometer, tachometer & fuel gauge
- Toggle switches
- Mercury® control box
- Charcoal console color

INTERIOR

- Elevated bow & aft casting decks w/storage below (lockable storage aft)
- 2 pedestal seat base locations
- 100% composite fishing seats w/contoured hinges & snap-off cushions
- 2 folding fishing seats
- Lockable port rod box for rods up to 7' 6" (2.29 m)
- Driver & passenger seats w/storage below passenger seat
- Exclusive VERSATRACK® accessory-mounting channel in gunnels
- 16-oz. (.45 kg) marine-grade, fishing-friendly carpet throughout
- Interior color w/dark Gray tones

PERFORMANCE

- Pressed-in keel & strakes for optimal performance
- Factory-matched, performance-tested propeller

CONSTRUCTION & EXTERIOR

- Color: DIAMOND COAT™ Starlite Blue or Starlite Red gunnels & sides w/Starlite Gray bottom
- DIAMOND COAT™ finish features industry-exclusive powder coat & clearcoat for brilliant durability
- Rugged, all-welded, 1-piece aluminum hull w/pressed-in strakes & chines for structural strength & handling
- All-welded .100 aluminum hull
- Robotically welded, all-aluminum box-beam transom w/corner braces welded in to unitize & strengthen the hull
- Welded-in longitudinal stringer system for full-length support along the running surface
- Expanding foam injected into hull cavities for added hull stiffening, flotation & a quieter ride
- 3" (7.62 cm), heavy-duty extruded 1-piece gunnels for structural strength & rigidity
- Pressure-treated floor & decks w/limited lifetime warranty
- All compartment lids are flush-mount, carpeted & all-aluminum for structural rigidity, tight fit & long-term durability



MERCURY® MOTOR OPTIONS	EST. SPEED MPH	PRICE
9.9 ELPT 4STR CT ProKicker	–	\$11,575
20 ELPT 4STR	17–22	\$12,455
25 ELPT 4STR	24–25	\$13,395
40 ELPT 4STR	27–32	\$14,695
40 Jet ELPT 4STR	27–29	\$14,905
50 ELPT 4STR	30–35	\$15,395

*Plus freight and prep

ELECTRICAL

- 500 GPH (1,892.71 LPH) bilge pump
- Bow & console courtesy lights
- Stowable navigation lights w/**NEW** LED courtesy light at bow
- 2 battery trays
- Interstate® batteries: 1 cranking & 1 trolling
- 12V trolling motor harness & receptacle
- Wiring system wrapped in abrasion-resistant protective conduit
- **TRAILER**
- Custom, single-axle trailer w/GALVASHIELD® Impact
- Silver Metallic powder-coat wheels w/13" (33.02 cm) radial tires
- Super Lube hubs for quick & complete hub lubrication
- Space-saving swing-away tongue to reduce storage length
- Pivot-up locking jack w/swivel wheel
- Heavy-duty winch w/nylon strap & bow safety strap
- Outboard motor support to reduce hull & transom stress while towing
- Heavy-duty upright load guides for easy, centered loading
- Carpeted bunks to protect hull
- Submersible LED lighting
- Nylon tie-down straps (supplied w/boat package) & safety cables

OPTIONS

• VERSATRACK® accessories

PRO TEAM 175 TXW®

LENGTH 17' 7" (5.26 m)	BEAM 7' 5" (2.26 m)	MAX. HP 75	MAX. PERSON CAP. 4/555 lbs. (251.74 kg)	MAX. WEIGHT CAP. 1,100 lbs. (498.95 kg)	FUEL CAP. 21.5 gal. (81.39 L)
-------------------------------------	----------------------------------	----------------------	--	--	--

Bottom width	5' (1.52 m)
Transom height	22.25" (56.52 cm)
Deadrise at bow/transom	16°/10°
Average dry weight	1,050 lbs. (476.27 kg)
Average package weight	2,233 lbs. (1,012.87 kg)
Package height	6' 4" (1.93 m)
Package width	7' 6" (2.29 m)
Storage length	20' 3" (6.17 m)



FEATURES

COMFORT, CONVENIENCE & PEACE OF MIND

- Backed by the TRACKER® PROMISE & limited lifetime hull warranty
- NMMA® certified
- Flotation meets or exceeds NMMA® & U.S.C.G. requirements
- Easy-fill EPA-compliant fuel tank system
- Bow & stern eyes
- 4 cleats
- 4 drink holders—2 on bow deck, 2 in bow tackle storage
- 2 floor-mounted drink holders
- Motor-stop safety lanyard, fire extinguisher, horn & paddle

- 2 floor-mounted drink holders
- Motor-stop safety lanyard, fire extinguisher, horn & paddle

LIVELWELL SYSTEMS

- Aft 21-gal. (79.49 L) aerated livewell w/divider, timer, recirculator, pump-out system & oversized overflow drain
- 500 GPH (1,892.71 LPH) aerator/fill pump & 500 GPH (1,892.71 LPH) recirculating pump w/timer
- Molded 1-piece construction w/rounded corners for easy cleanup & to protect your catch

TROLLING MOTOR

- Minn Kota® Edge 12V, 45-lb. (20.41 kg) thrust, 45" (1.14 m) shaft, foot-control trolling motor
- Able to accept 2nd trolling motor battery & up to a 24V trolling motor w/circuit breaker change (dealer installed)
- Trolling motor pedal recess w/tool holder & drink holder
- Thru-bolted trolling motor mount for durability

CONSOLE

- Lowrance® HOOK® 5 Combo fishfinder w/SplitShot™ transducer
- Soft touch sport steering wheel
- Single-cable, no-feedback rotary steering
- 1-piece rotomolded console w/tinted windscreen & phone holder
- Multifunction speedometer/fuel gauge & tachometer/trim gauge
- Voltmeter & water pressure gauge
- Silver switch panels
- Mercury® control box

INTERIOR

- Tournament-style 32-sq.-ft. (2.97-sq.-m) elevated bow deck w/oversized dual rod boxes & center tackle organizer
- 2 pedestal seat base locations
- Composite fishing seats w/contoured hinges & snap-off cushions
- 2 folding fishing seats
- Bow center tackle organizers & tool/tackle holder
- Port & starboard rod storage w/larger lids & rod organizers
- w/tubes—16 total rods up to 8" (2.44 m) casting/7" (2.13 m) spinning
- Bow storage ventilation to reduce condensation
- 30-qt. (28.39 L) step cooler, box & lid
- 3-across cockpit seating w/storage below center
- Removable center cushion w/back bolster
- Elevated aft casting deck
- 2 aft molded storage boxes each hold three 3700 tackle boxes
- Exclusive VERSATRACK® accessory-mounting channel in gunnels
- Rod hold-down strap
- 16-oz. (.45 kg) marine-grade, fishing-friendly carpet throughout
- T-handle locks on all lockable compartments

PERFORMANCE

- POWER-TRAC™ offset transom for fast holeshot & top performance
- REVOLUTION™ variable-deadrise hull w/SMOOTH RIDE GUARANTEE™
- Factory-matched, performance-tested propeller

CONSTRUCTION & EXTERIOR

- Color: DIAMOND COAT™ Starlite Red or TRACKER® Black gunnels & sides w/Starlite Gray bottom
- DIAMOND COAT™ finish features industry-exclusive powder coat & clearcoat for brilliant durability
- Rugged, all-welded, 1-piece aluminum hull w/pressed-in strakes & chines for structural strength & handling
- All-welded .100 aluminum hull
- Robotically welded, all-aluminum box-beam transom w/corner braces welded in to unitize & strengthen the hull
- Welded-in longitudinal stringer system for full-length support

MERCURY® MOTOR OPTIONS	EST. SPEED MPH	PRICE
9.9 ELPT 4STR CT ProKicker	–	\$14,475
20 ELPT 4STR	–	\$15,355
60 ELPT 4STR	35–37	\$18,595
75 ELPT 4STR	40–41	\$20,195

*Plus freight and prep

- Expanding foam injected into hull cavities for added hull stiffening, flotation & a quieter ride
- 4" (10.16 cm) extruded 1-piece gunnels w/rub rail insert for structural strength, rigidity & side protection
- Pressure-treated floor & decks w/limited lifetime warranty
- All compartment lids are flush-mount, carpeted & all-aluminum for structural rigidity, tight fit & long-term durability
- Weather-resistant lid design w/rubber molding for drier gear

ELECTRICAL

- 500 GPH (1,892.71 LPH) bilge pump
- Bow & console courtesy lights
- Stowable navigation lights w/NEW LED courtesy light at bow
- 2 battery trays
- 2-bank battery charger
- Interstate® batteries: 1 cranking & 1 trolling
- 12V trolling motor harness & receptacle
- Bow panel w/trolling motor receptacle & motor tilt switch
- Wiring system wrapped in abrasion-resistant protective conduit

TRAILER

- Custom, single-axle trailer w/GALVASHIELD® Impact
- Chrome wheels & matching hub covers w/13" (33.02 cm) radial tires
- Super Lube hubs for quick & complete hub lubrication
- Space-saving swing-away tongue to reduce storage length
- Voltmeter & water pressure gauge
- Silver switch panels
- Pivot-up locking jack w/swivel wheel
- Heavy-duty winch w/nylon strap & bow safety strap
- Outboard support to reduce hull & transom stress while towing
- Heavy-duty upright load guides for easy, centered loading
- Carpeted bunks & fender boards to protect hull
- Submersible LED lighting
- Nylon tie-down straps (supplied w/boat package) & safety cables

Tournament Edition

60 ELPT 4STR	35–37	\$20,595
75 ELPT 4STR	40–41	\$22,195

*Plus freight and prep

- Bow Lowrance® HOOK® 5 Combo swivel color fishfinder w/SplitShot™ transducer & GPS
- Console Lowrance® HOOK® 5 Combo swivel color fishfinder w/TripleShot™ transducer & GPS
- Tournament soft touch sport steering wheel
- Minn Kota® Maxxum® 24V, 70-lb. (31.75 kg) thrust, 52" (1.32 m) shaft, foot-control trolling motor
- 3-bank battery charger & 3 battery trays
- Interstate® batteries: 1 cranking & 2 trolling
- 24V trolling motor harness & receptacle
- Upgraded trailer w/custom aluminum wheels, full-size matching spare, 13" (33.02 cm) radial tires & bow boarding steps/safety handle
- Color: DIAMOND COAT™ Starlite Red or TRACKER® White

OPTIONS

Removable port console	\$535
VERSATRACK® accessories	\$30-\$95
Vinyl floor & decks	\$250
Seat mounts & posts	\$15-\$28
Bike seat	\$70
Rope ratchet cover for one console—Charcoal	\$475
Rope ratchet cover for dual consoles—Charcoal	\$575
Brake upgrade	\$445

For complete list of features, options and specs, visit TRACKERBOATS.COM
Option price shown does not include freight & dealer installation

PRO TEAM 175 TF®

LENGTH 17' 7" (5.26 m)	BEAM 7' 5" (2.26 m)	MAX. HP 75	MAX. PERSON CAP. 4/560 lbs. (254.01 kg)	MAX. WEIGHT CAP. 1,090 lbs. (494.42 kg)	FUEL CAP. 21.5 gal. (81.39 L)
-------------------------------------	----------------------------------	----------------------	--	--	--

Bottom width	5' (1.52 m)
Transom height	22.25" (56.52 cm)
Deadrise at bow/transom	16°/10°
Average dry weight	970 lbs. (439.99 kg)
Average package weight	2,153 lbs. (976.58 kg)
Package height	6' 2" (1.88 m)
Package width	7' 6" (2.29 m)
Storage length	20' 3" (6.17 m)



FEATURES

COMFORT, CONVENIENCE & PEACE OF MIND

- Backed by the TRACKER® PROMISE & limited lifetime hull warranty
- NMMA® certified
- Flotation meets or exceeds NMMA® & U.S.C.G. requirements
- Easy-fill EPA-compliant fuel tank system
- Bow & stern eyes
- 4 cleats
- Motor-stop safety lanyard, fire extinguisher, horn & paddle

- 2 floor-mounted drink holders
- Motor-stop safety lanyard, fire extinguisher, horn & paddle

LIVELWELL SYSTEMS

- Bow 15-gal. (56.78 L) aerated livewell w/removable bait bucket & timer
- Bow livewell accepts a minnow bucket
- Aft 21-gal. (79.49 L) aerated livewell w/timer
- Two 500 GPH (1,892.71 LPH) aerator/fill pumps
- Molded 1-piece construction w/rounded corners for easy cleanup & to protect your catch

TROLLING MOTOR

- Minn Kota® Edge 12V, 45-lb. (20.41 kg) thrust, 45" (1.14 m) shaft, foot-control trolling motor
- Thru-bolted trolling motor mount for durability

CONSOLE

- Lowrance® HOOK® 5 Combo fishfinder w/SplitShot™ transducer
- Soft touch sport steering wheel
- Single-cable, no-feedback rotary steering
- 1-piece rotomolded console w/tinted windscreen & phone holder
- Multifunction speedometer/fuel gauge & tachometer/trim gauge
- Voltmeter & water pressure gauge
- Silver switch panels
- Mercury® control box

INTERIOR

- Tournament-style 31-sq.-ft. (2.88-sq.-m) recessed bow deck w/oversized dual rod boxes & center tackle organizer
- 6 pedestal seat base locations
- 2 cockpit floor-level fishing seat bases
- Large elevated aft deck fishing position
- Composite fishing seats w/contoured hinges & snap-off cushions
- 2 folding fishing seats
- Bow port & starboard small-item/tackle trays w/drink holders
- Bow center storage box
- Port & starboard rod storage w/rod organizers & tubes—10 total rods up to 7" (2.13 m)
- Bow storage ventilation to reduce condensation
- Driver & passenger seats w/molded dry storage boxes below
- Elevated aft casting deck
- 2 aft molded storage boxes each hold three 3700 tackle boxes
- Exclusive VERSATRACK® accessory-mounting channel in gunnels
- 16-oz. (.45 kg) marine-grade, fishing-friendly carpet throughout
- T-handle locks on all lockable compartments

PERFORMANCE

- POWER-TRAC™ offset transom for fast holeshot & top performance
- REVOLUTION™ variable-deadrise hull w/SMOOTH RIDE GUARANTEE™
- Factory-matched, performance-tested propeller

CONSTRUCTION & EXTERIOR

- Color: DIAMOND COAT™ Starlite Blue or Starlite Charcoal gunnels & sides w/Starlite Gray bottom
- DIAMOND COAT™ finish features industry-exclusive powder coat & clearcoat for brilliant durability
- Rugged, all-welded, 1-piece aluminum hull w/pressed-in strakes & chines for structural strength & handling
- All-welded .100 aluminum hull
- Robotically welded, all-aluminum box-beam transom w/corner braces welded in to unitize & strengthen the hull
- Welded-in longitudinal stringer system for full-length support

MERCURY® MOTOR OPTIONS	EST. SPEED MPH	PRICE
9.9 ELPT 4STR CT ProKicker	–	\$14,475
25 ELPT 4STR	23-25	\$16,295
60 ELPT 4STR	35–37	\$18,595
75 ELPT 4STR	40–41	\$20,195

*Plus freight and prep

- Expanding foam injected into hull cavities for added hull stiffening, flotation & a quieter ride
- 4" (10.16 cm) extruded 1-piece gunnels w/rub rail insert for structural strength, rigidity & side protection
- Pressure-treated floor & decks w/limited lifetime warranty
- All compartment lids are flush-mount, carpeted & all-aluminum for structural rigidity, tight fit & long-term durability
- Weather-resistant lid design w/rubber molding for drier gear

ELECTRICAL

- 500 GPH (1,892.71 LPH) bilge pump
- Bow & console courtesy lights
- Stowable navigation lights w/NEW LED courtesy light at bow
- 2 battery trays
- 2-bank battery charger
- Interstate® batteries: 1 cranking & 1 trolling
- 12V trolling motor harness & receptacle
- Bow panel w/trolling motor receptacle & motor tilt switch
- Wiring system wrapped in abrasion-resistant protective conduit

TRAILER

- Custom, single-axle trailer w/GALVASHIELD® Impact
- Chrome wheels & matching hub covers w/13" (33.02 cm) radial tires
- Super Lube hubs for quick & complete hub lubrication
- Space-saving swing-away tongue to reduce storage length
- Pivot-up locking jack w/swivel wheel
- Heavy-duty winch w/nylon strap & bow safety strap
- Outboard support to reduce hull & transom stress while towing
- Heavy-duty upright load guides for easy, centered loading
- Carpeted bunks & fender boards to protect hull
- Submersible LED lighting
- Nylon tie-down straps (supplied w/boat package) & safety cables

OPTIONS

VERSATRACK® accessories	\$30-\$95
Vinyl floor & decks	\$250
Seat mounts & posts	\$15-\$40
Bike seat	\$70
Rope ratchet cover—Charcoal	\$470
Brake upgrade	\$445

For complete list of features, options and specs, visit TRACKERBOATS.COM
Option price shown does not include freight & dealer installation

PRO TEAM 190 TX

LENGTH 18' 7" (5.66 m)	BEAM 7' 5" (2.26 m)	MAX. HP 125	MAX. PERSON CAP. 4/575 lbs. (260.82 kg)	MAX. WEIGHT CAP. 1,250 lbs. (566.99 kg)	FUEL CAP. 21.5 gal. (81.39 L)
-------------------------------------	----------------------------------	-----------------------	--	--	--

Bottom width	5' (1.52 m)
Transom height	22.25" (56.52 cm)
Deadrise at bow/transom	16°/10°
Average dry weight	1,048 lbs. (475.37 kg)
Average package weight	2,327 lbs. (1,055.51 kg)
Package height	6' 6" (1.98 m)
Package width	7' 6" (2.29 m)
Storage length	21' 2" (6.45 m)



FEATURES

COMFORT, CONVENIENCE & PEACE OF MIND

- Backed by the TRACKER® PROMISE & limited lifetime hull warranty
- NMMA® certified
- Flotation meets or exceeds NMMA® & U.S.C.G. requirements
- Easy-fill EPA-compliant fuel tank system
- 4 cleats plus bow & stern eyes
- 4 drink holders—2 on bow deck, 2 in bow tackle storage
- 2 floor-mounted drink holders
- Motor-stop safety lanyard, fire extinguisher, horn & paddle

LIVELWELL SYSTEMS

- Aft 21-gal. (79.49 L) aerated livewell w/divider, timer, recirculator, pump-out system & oversized overflow drain
- 500 GPH (1,892.71 LPH) aerator/fill pump & 500 GPH (1,892.71 LPH) recirculating pump w/timer
- Molded 1-piece construction w/rounded corners for easy cleanup & to protect your catch

TROLLING MOTOR

- Minn Kota® Edge 12V, 55-lb. (24.95 kg) thrust, 45" (1.14 m) shaft, foot-control trolling motor
- Able to accept 2nd trolling motor battery & up to a 24V trolling motor w/circuit breaker change (dealer installed)
- Trolling motor pedal recess w/tool holder & drink holder
- Thru-bolted trolling motor mount for durability

CONSOLE

- Lowrance® HOOK® 5 Combo fishfinder w/SplitShot™ transducer
- Soft touch sport steering wheel
- Single-cable, no-feedback rotary steering
- 1-piece rotomolded console w/tinted windscreen & phone holder
- Multifunction speedometer/fuel gauge & tachometer/trim gauge
- Voltmeter & water pressure gauge
- Silver switch panels
- Mercury® control box

INTERIOR

- Tournament-style 38-sq.-ft. (3.53-sq.-m) elevated bow deck w/oversized dual rod boxes & center tackle organizer
- 2 pedestal seat base locations
- Composite fishing seats w/contoured hinges & snap-off cushions
- 2 folding fishing seats
- Bow center tackle organizers & tool/tackle holder
- Port & starboard rod storage w/larger lids & rod organizers
- w/tubes—16 total rods up to 8" (2.44 m) casting/7" (2.13 m) spinning
- Bow storage ventilation to reduce condensation
- 30-qt. (28.39 L) step cooler, box & lid
- 3-across cockpit seating w/storage below center
- Removable center cushion w/back bolster
- Elevated aft casting deck
- 2 aft molded storage boxes each hold four 3700 tackle boxes
- Exclusive VERSATRACK® accessory-mounting channel in gunnels
- Rod hold-down straps
- 16-oz. (.45 kg) marine-grade, fishing-friendly carpet throughout
- T-handle locks on all lockable compartments

PERFORMANCE

- POWER-TRAC™ offset transom for fast holeshot & top performance
- REVOLUTION™ variable-deadrise hull w/SMOOTH RIDE GUARANTEE™
- Factory-matched, performance-tested propeller

CONSTRUCTION & EXTERIOR

- Color: DIAMOND COAT™ Starlite Charcoal or TRACKER® Black gunnels & sides w/Starlite Gray bottom
- DIAMOND COAT™ finish features industry-exclusive powder coat & clearcoat for brilliant durability
- Rugged, all-welded, 1-piece aluminum hull w/pressed-in strakes & chines for structural strength & handling
- All-welded .100 aluminum hull
- Robotically welded, all-aluminum box-beam transom w/corner braces welded in to unitize & strengthen the hull
- Welded-in longitudinal stringer system for full-length support
- Expanding foam injected into hull cavities for added hull stiffening, flotation & a quieter ride

MERCURY® MOTOR OPTIONS	EST. SPEED MPH	PRICE
90 ELPT 4STR	43–44	\$21,995
115 Pro XS® 4STR	46–47	\$23,205

*Plus freight and prep

- stiffening, flotation & a quieter ride
- 4" (10.16 cm) extruded 1-piece gunnels w/rub rail insert for structural strength, rigidity & side protection
- Pressure-treated floor & decks w/limited lifetime warranty
- All compartment lids are flush-mount, carpeted & all-aluminum for structural rigidity, tight fit & long-term durability
- Weather-resistant lid design w/rubber molding for drier gear

ELECTRICAL

- 500 GPH (1,892.71 LPH) bilge pump
- Bow & console courtesy lights
- Stowable navigation lights w/NEW LED courtesy light at bow
- 2 battery trays
- 2-bank battery charger
- Interstate® batteries: 1 cranking & 1 trolling
- 12V trolling motor harness & receptacle
- Bow panel w/trolling motor receptacle & motor tilt switch
- Wiring system wrapped in abrasion-resistant protective conduit

TRAILER

- Custom, single-axle trailer w/GALVASHIELD® Impact
- Chrome wheels & matching hub covers w/13" (33.02 cm) radial tires
- Super Lube hubs for quick & complete hub lubrication
- Soft touch swing-away tongue to reduce storage length
- Pivot-up locking jack w/swivel wheel
- Heavy-duty winch w/nylon strap & bow safety strap
- Extended rear diamond-plate step pads to access boat while on trailer
- Outboard support to reduce hull & transom stress while towing
- Heavy-duty upright load guides for easy, centered loading
- Carpeted bunks & fender boards to protect hull
- Submersible LED lighting
- Nylon tie-down straps (supplied w/boat package) & safety cables

Tournament Edition

90 ELPT 4STR	43–44	\$23,995
115 Pro XS® 4STR	46–47	\$24,605

*Plus freight and prep

- Bow Lowrance® HOOK® 5 Combo swivel color fishfinder w/SplitShot™ transducer & GPS
- Console Lowrance® HOOK® 5 Combo swivel color fishfinder w/TripleShot™ transducer & GPS
- Tournament soft touch sport steering wheel
- Minn Kota® Maxxum® 24V, 70-lb. (31.75 kg) thrust, 52" (1.32 m) shaft, foot-control trolling motor
- 3-bank battery charger
- 3 battery trays
- Interstate® batteries: 1 cranking & 2 trolling,
- 24V trolling motor harness & receptacle
- Upgraded trailer w/custom aluminum wheels, full-size matching spare, 13" (33.02 cm) radial tires & bow boarding steps/safety handle
- Color: DIAMOND COAT™ Starlite Red or TRACKER® White

OPTIONS

Removable port console	\$535
VERSATRACK® accessories	\$30-\$95
Vinyl floor & decks	\$250
Power-Pole® mounting kit for Sportsman Series, Pro Series or Blade Series	\$145
Seat mounts & posts	\$15-\$28
Bike seat	\$70
Rope ratchet cover for one console—Charcoal	\$520
Rope ratchet	

GUIDE V-16 LAKER DLX T

LENGTH 16' (4.88 m)	BEAM 6' 2" (1.88 m)	MAX. HP 40	MAX. PERSON CAP. 4/600 lbs. (272.16 kg)	MAX. WEIGHT CAP. 1,100 lbs. (498.95 kg)	FUEL CAP. 6 gal. (22.71 L)
----------------------------------	----------------------------------	----------------------	--	--	---

Bottom width	5' (1.52 m)
Transom height	21" (53.34 cm)
Deadrise at bow/transom	12°/8°
Average dry weight	708 lbs. (321.14 kg)
Average package weight	1,484 lbs. (673.13 kg)
Package height	5' 8" (1.73 m)
Package width	6' 10" (2.08 m)
Storage length	21' 2" (6.45 m)

FEATURES

COMFORT, CONVENIENCE & PEACE OF MIND

- Backed by the TRACKER® PROMISE & limited lifetime hull warranty
- NMMA® certified
- Flotation meets or exceeds NMMA® & U.S.C.G. requirements
- Bow & stern eyes
- 6 cleats including 2 midship cleats
- Motor-stop safety lanyard, fire extinguisher, horn & paddle

LIVEWELL SYSTEMS

- Bow 15-gal. (56.78 L) aerated livewell w/bait bucket holder & standpipe overflow
- 500 GPH (1,892.71 LPH) aerator/fill pump
- Molded 1-piece construction w/rounded corners for easy cleanup & to protect your catch
- Adjustable aerator heads for maximum water control

INTERIOR

- Oversized raised bow deck w/port & starboard storage
- Bow & cockpit pedestal base locations
- Fixed-position driver's chair
- Movable 360°-swivel & lock, folding fishing seat w/sturdy 2-3/8" (6.03 cm) seat pedestal
- Carpeted trolling motor deck w/drink holder
- Top-loading lockable port side rod box for rods to 7' 6" (2.29 m)
- Exclusive VERSATRACK® accessory-mounting channel in gunnels
- Low-maintenance commercial-grade, chemical-resistant vinyl floors/decks

PERFORMANCE

- Deep deadrise & reversed chines for a smoother, drier ride & better overall performance
- Pressed-in strakes for optimal performance
- Factory-matched, performance-tested propeller

CONSTRUCTION & EXTERIOR

- Color: DIAMOND COAT™ Starlite Charcoal gunnels & sides w/Cool Gray bottom
- DIAMOND COAT™ finish features industry-exclusive powder coat & clearcoat for brilliant durability
- All-welded, 2-piece .100 aluminum Deep V hull w/wide beam & stable bottom for a smoother, drier ride in rough waters
- Robotically welded, all-aluminum box-beam transom w/corner braces welded in to unitize & strengthen the hull
- Expanding foam injected into hull cavities for added hull stiffening, flotation & a quieter ride
- Pressed-in hull strakes for enhanced performance
- Reverse chine hull design for drier ride & better handling
- Transom motor-mounting plate for increased strength & durability
- Welded-in longitudinal stringer system for full-length support along the running surface
- Pressure-treated floor & deck(s) w/limited lifetime warranty
- All compartment lids are flush-mount, carpeted & all-aluminum for structural rigidity, tight fit & long-term durability

ELECTRICAL

- 500 GPH (1,892.71 LPH) bilge pump
- Bow courtesy light
- Stowable navigation lights w/**NEW** LED courtesy light at bow
- 2 battery trays
- 1 Interstate® cranking battery
- Wiring system wrapped in abrasion-resistant protective conduit
- Pre-wired for optional trolling motor

TRAILER

- Custom, single-axle trailer w/GALVASHIELD® Impact
- Silver Metallic powder-coat wheels w/13" (33.02 cm) radial tires
- Super Lube hubs for quick & complete hub lubrication
- Pivot-up locking jack w/swivel wheel
- Heavy-duty winch w/nylon strap & bow safety strap
- Outboard motor support to reduce hull & transom stress while towing
- Heavy-duty upright load guides for easy, centered loading
- Carpeted bunks to protect hull
- Submersible LED lighting
- Nylon tie-down straps (supplied w/boat package) & safety cables



MERCURY™ MOTOR OPTIONS	EST. SPEED MPH	PRICE
9.9 ELH 4STR	–	\$9,930
20 ELH 4STR	–	\$10,995
25 ELHPT 4STR	–	\$12,315
40 ELHPT 4STR	28–31	\$13,715

*Plus freight and prep

OPTIONS

- VERSATRACK® accessories\$35-\$90
- Brake upgrade\$445

For complete list of features, options and specs, visit TRACKERBOATS.COM
Option price shown does not include freight & dealer installation

SUPER GUIDE™ V-16 SC

LENGTH 16' (4.88 m)	BEAM 6' 4" (1.93 m)	MAX. HP 50	MAX. PERSON CAP. 4/650 lbs. (294.84 kg)	MAX. WEIGHT CAP. 1,155 lbs. (523.90 kg)	FUEL CAP. 11.4 gal. (43.15 L)
----------------------------------	----------------------------------	----------------------	--	--	--

Bottom width	5' (1.52 m)
Transom height	21" (53.34 cm)
Deadrise at bow/transom	12°/8°
Average dry weight	875 lbs. (396.89 kg)
Average package weight	1,773 lbs. (804.22 kg)
Package height	5' 10" (1.78 m)
Package width	7' (2.39 m)
Storage length	21' 9" (6.63 m)

FEATURES

COMFORT, CONVENIENCE & PEACE OF MIND

- Backed by the TRACKER® PROMISE & limited lifetime hull warranty
- NMMA® certified
- Flotation meets or exceeds NMMA® & U.S.C.G. requirements
- Bow & stern eyes
- 6 cleats including 2 midship cleats
- Motor-stop safety lanyard, fire extinguisher, horn & paddle

LIVEWELL SYSTEMS

- Bow 23-gal. (87.06 L), 40" (1.02 m) aerated livewell w/divider, removable bait bucket, timer, recirculator & pump-out system
- 500 GPH (1,892.71 LPH) aerator/fill pump
- Molded 1-piece construction w/rounded corners for easy cleanup & to protect your catch
- Adjustable aerator heads for maximum water control

TROLLING MOTOR

- Minn Kota® PowerDrive™ 12V, 42-lb. (19.05 kg) thrust, 54" (1.37 m) shaft, foot-control trolling motor
- Thru-bolted trolling motor mount for extra strength

CONSOLE

- Lowrance® HOOK® 4x swivel color fishfinder w/Bullet transducer
- Single-cable, no-feedback rotary steering
- Sleek fiberglass-reinforced console top w/tinted windscreen & built-in drink holder
- Illuminated multifunction tachometer/trim gauge & speedometer/fuel gauge
- Toggle switches
- Black Metallic instrument & switch panel
- Mercury® control box
- **NEW** Charcoal console color

INTERIOR

- Elevated bow & aft fishing decks w/large bow storage lids for easier access
- 6 pedestal seat base locations
- 1 movable driver/fishing seat w/sliding base adjustment plus 2 movable fishing seats, all w/360°-swivel & lock, folding w/sturdy 2-3/8" (6.03 cm) seat pedestals
- Carpeted trolling motor deck w/drink holder
- 2 bow storage compartments
- Starboard below-console storage w/**NEW** lockable angled footrest
- 2 deep top-loading lockable boxes in the cockpit sides for rods/gear to 8' (2.44 m)
- **NEW** aft center deck step w/lockable storage
- Exclusive VERSATRACK® accessory-mounting channel in gunnels
- Rod hold-down straps
- 16-oz. (.45 kg) marine-grade, fishing-friendly carpet on decks & trim
- Low-maintenance commercial-grade, chemical-resistant vinyl cockpit floor

PERFORMANCE

- Deep deadrise & reversed chines for a smoother, drier ride & better overall performance
- Pressed-in strakes for optimal performance
- Factory-matched, performance-tested propeller

CONSTRUCTION & EXTERIOR

- Color: DIAMOND COAT™ Starlite Charcoal or TRACKER® Black gunnels & hull sides w/Starlite Gray bottom
- DIAMOND COAT™ finish features industry-exclusive powder coat & clearcoat for brilliant durability
- **NEW** graphics
- All-welded, 2-piece .100 aluminum Deep V hull w/wide beam & stable bottom for a smoother, drier ride in rough waters
- Robotically welded, all-aluminum box-beam transom w/corner braces welded in to unitize & strengthen the hull
- Expanding foam injected into hull cavities for added hull stiffening, flotation & a quieter ride
- Pressed-in hull strakes for enhanced performance
- Reverse chine hull design for drier ride & better handling
- Transom motor-mounting plate for increased strength & durability



MERCURY™ MOTOR OPTIONS	EST. SPEED MPH	PRICE
25 ELPT 4STR	19–24	\$13,995
40 ELPT 4STR	25–29	\$15,295
50 ELPT 4STR	28–32	\$15,995

*Plus freight and prep

- Welded-in longitudinal stringer system for full-length support & durability
- Pressure-treated floor & deck(s) w/limited lifetime warranty
- All compartment lids are flush-mount, carpeted & all-aluminum for structural rigidity, tight fit & long-term durability

ELECTRICAL

- 500 GPH (1,892.71 LPH) bilge pump
- Bow & console courtesy lights
- Stowable navigation lights w/**NEW** LED courtesy light at bow
- 2 battery trays
- Interstate® batteries: 1 cranking & 1 trolling
- Console-mounted 12V outlet
- Wiring system wrapped in abrasion-resistant protective conduit

TRAILER

- Custom, single-axle trailer w/GALVASHIELD® Impact
- Chrome wheels & matching hub covers w/13" (33.02 cm) radial tires
- Super Lube hubs for quick & complete hub lubrication
- Space-saving swing-away tongue to reduce storage length
- Pivot-up locking jack w/swivel wheel
- Heavy-duty winch w/nylon strap & bow safety strap
- Outboard motor support to reduce hull & transom stress while towing
- Heavy-duty upright load guides for easy, centered loading
- Carpeted bunks & fender boards to protect hull
- Submersible LED lighting
- Nylon tie-down straps (supplied w/boat package) & safety cables

OPTIONS

- VERSATRACK® accessories\$35-\$90
- Vinyl upgrade\$250
- Seat caddy\$80
- Rope ratchet cover—Charcoal\$545
- Brake upgrade\$445

For complete list of features, options and specs, visit TRACKERBOATS.COM
Option price shown does not include freight & dealer installation

PRO GUIDE™ V-16 SC

LENGTH 16' 6" (5.03 m)	BEAM 7' 4" (2.24 m)	MAX. HP 90	MAX. PERSON CAP. 5/655 lbs. (297.10 kg)	MAX. WEIGHT CAP. 1,200 lbs. (544.31 kg)	FUEL CAP. 25.5 gal. (96.53 L)
-------------------------------------	----------------------------------	----------------------	--	--	--

Bottom width	5' 10" (1.78 m)
Transom height	20.88" (53.04 cm)
Deadrise at bow/transom	35°/20°
Average dry weight	1,169 lbs. (530.25 kg)
Average package weight	2,533 lbs. (1,148.50 kg)
Package height	6' 8" (2.03 m)
Package width	7' 6" (2.29 m)
Storage length	22' 1" (6.70 m)

FEATURES

COMFORT, CONVENIENCE & PEACE OF MIND

- Backed by the TRACKER® PROMISE & limited lifetime hull warranty
- NMMA® certified
- Flotation meets or exceeds NMMA® & U.S.C.G. requirements
- Easy-fill EPA-compliant fuel tank
- Bow & stern eyes
- 6 cleats including 2 midship cleats
- Motor-stop safety lanyard, fire extinguisher, horn & paddle

LIVEWELL SYSTEMS

- Bow 23-gal. (87.06 L), 40" (1.02 m) aerated livewell w/divider, removable bait bucket, timer, recirculator & pump-out system
- 500 GPH (1,892.71 LPH) aerator/fill pump
- 500 GPH (1,892.71 LPH) recirculating pump
- Molded 1-piece construction w/rounded corners for easy cleanup & to protect your catch

TROLLING MOTOR

- Adjustable aerator heads for maximum water control
- Minn Kota® PowerDrive™ 12V, 42-lb. (19.05 kg) thrust, 54" (1.37 m) shaft, foot-control trolling motor
- Thru-bolted trolling motor mount for extra strength

CONSOLE

- Lowrance® HOOK® 4x swivel color fishfinder w/Bullet transducer
- Single-cable, no-feedback rotary steering
- Sleek fiberglass-reinforced console top w/tinted windscreen & built-in drink holder
- Illuminated multifunction tachometer/trim gauge & speedometer/fuel gauge
- Toggle switches
- Black Metallic instrument & switch panel
- Mercury® control box
- **NEW** Charcoal console color

INTERIOR

- Elevated bow & aft fishing decks w/large bow storage lids for easier access
- 6 pedestal seat base locations
- 1 movable driver/fishing seat w/sliding base adjustment plus 2 movable fishing seats, all w/360°-swivel & lock, folding w/sturdy 2-3/8" (6.03 cm) seat pedestals
- Carpeted trolling motor deck w/drink holder
- 2 bow storage compartments
- Starboard below-console storage w/**NEW** lockable angled footrest
- 2 deep top-loading lockable boxes in the cockpit sides for rods/gear to 8' (2.44 m)
- **NEW** aft center deck step w/lockable storage
- Exclusive VERSATRACK® accessory-mounting channel in gunnels
- Rod hold-down straps
- 16-oz. (.45 kg) marine-grade, fishing-friendly carpet on decks & trim
- Low-maintenance commercial-grade, chemical-resistant vinyl cockpit floor

PERFORMANCE

- Deep deadrise & reversed chines for a smoother, drier ride & better overall performance
- Pressed-in strakes for optimal performance
- Factory-matched, performance-tested propeller

CONSTRUCTION & EXTERIOR

- Color: DIAMOND COAT™ Starlite Charcoal or TRACKER® Black gunnels & hull sides w/Starlite Gray bottom
- DIAMOND COAT™ finish features industry-exclusive powder coat & clearcoat for brilliant durability
- **NEW** graphics
- All-welded, 2-piece .100 aluminum Deep V hull w/wide beam & stable bottom for a smoother, drier ride in rough waters
- Robotically welded, all-aluminum box-beam transom w/corner braces welded in to unitize & strengthen the hull
- Expanding foam injected into hull cavities for added hull stiffening, flotation & a quieter ride
- Pressed-in hull strakes for enhanced performance
- Reverse chine hull design for drier ride & better handling



MERCURY™ MOTOR OPTIONS	EST. SPEED MPH	PRICE
60 ELPT 4STR	28–30	\$18,395
75 ELPT 4STR	37–39	\$19,995
90 ELPT 4STR	39–41	\$20,495

*Plus freight and prep

- Transom motor-mounting plate for increased strength & durability
- Welded-in longitudinal stringer system for full-length support along the running surface
- Pressure-treated floor & deck(s) w/limited lifetime warranty
- All compartment lids are flush-mount, carpeted & all-aluminum for structural rigidity, tight fit & long-term durability

ELECTRICAL

- 500 GPH (1,892.71 LPH) bilge pump
- Bow & console courtesy lights
- Stowable navigation lights w/**NEW** LED courtesy light at bow
- 2 battery trays
- Interstate® batteries: 1 cranking & 1 trolling
- Console-mounted 12V outlet
- Wiring system wrapped in abrasion-resistant protective conduit

TRAILER

- Custom, single-axle trailer w/GALVASHIELD® Impact
- Chrome wheels & matching hub covers w/13" (33.02 cm) radial tires
- Port & starboard fiberglass-reinforced composite consoles w/tempered safety-glass walk-thru windshield
- Passenger console w/glovebox & built-in drink holder
- Driver side drink holder
- Illuminated multifunction tachometer/trim gauge & speedometer/fuel gauge
- Toggle switches
- Black Metallic instrument & switch panel
- Mercury® control box
- **NEW** Charcoal console color

OPTIONS

- VERSATRACK® accessories\$35-\$90
- Seat caddy\$80
- Rope ratchet cover—Charcoal\$720
- Bimini top w/boot, frame & **NEW** VERSATRACK® attachment hardware—Charcoal\$855
- Front curtain set for optional Bimini top w/front curtain & walk-thru curtain—Charcoal\$300
- Full enclosure curtain set for optional Bimini top w/front, walk-thru, side & aft curtains—Charcoal\$835
- Brake upgrade\$445

For complete list of features, options and specs, visit TRACKERBOATS.COM
Option price shown does not include freight & dealer installation

PRO GUIDE™ V-16 WT

LENGTH 16' 6" (5.03 m)	BEAM 7' 4" (2.24 m)	MAX. HP 90	MAX. PERSON CAP. 5/655 lbs. (297.10 kg)	MAX. WEIGHT CAP. 1,200 lbs. (544.31 kg)	FUEL CAP. 25.5 gal. (96.53 L)
-------------------------------------	----------------------------------	----------------------	--	--	--

Bottom width	5' 10" (1.78 m)
Transom height	20.88" (53.04 cm)
Deadrise at bow/transom	35°/20°
Average dry weight	1,194 lbs. (541.59 kg)
Average package weight	2,558 lbs. (1,159.84 kg)
Package height	6' 8" (2.03 m)
Package width	7' 6" (2.29 m)
Storage length	19' 10" (6.05 m)

FEATURES

COMFORT, CONVENIENCE & PEACE OF MIND

- Backed by the TRACKER® PROMISE & limited lifetime hull warranty
- NMMA® certified
- Flotation meets or exceeds NMMA® & U.S.C.G. requirements
- Easy-fill EPA-compliant fuel tank
- Bow & stern eyes
- 6 cleats including 2 midship cleats
- Motor-stop safety lanyard, fire extinguisher, horn & paddle

LIVEWELL SYSTEMS

- Bow 23-gal. (87.06 L), 40" (1.02 m) aerated livewell w/divider, removable bait bucket, timer, recirculator & pump-out system
- 500 GPH (1,892.71 LPH) aerator/fill pump
- 500 GPH (1,892.71 LPH) recirculating pump
- Molded 1-piece construction w/rounded corners for easy cleanup & to protect your catch

TROLLING MOTOR

- Adjustable aerator heads for maximum water control
- Minn Kota® PowerDrive™ 12V, 42-lb. (19.05 kg) thrust, 54" (1.37 m) shaft, foot-control trolling motor
- Thru-bolted trolling motor mount for extra strength

CONSOLE

- Lowrance® HOOK® 4x swivel color fishfinder w/Bullet transducer
- Single-cable, no-feedback rotary steering
- Port & starboard fiberglass-reinforced composite consoles w/tempered safety-glass walk-thru windshield
- Passenger console w/glovebox & built-in drink holder
- Driver side drink holder
- Illuminated multifunction tachometer/trim gauge & speedometer/fuel gauge
- Toggle switches
- Black Metallic instrument & switch panel
- Mercury® control box
- **NEW** Charcoal console color

INTERIOR

- Elevated bow & aft fishing decks w/large bow storage lids for easier access
- 6 pedestal seat base locations
- 1 movable driver/fishing seat w/sliding base adjustment plus 2 movable fishing seats, all w/360°-swivel & lock, folding w/sturdy 2-3/8" (6.03 cm) seat pedestals
- Carpeted trolling motor deck w/drink holder
- 2 bow storage compartments
- Port & starboard below-console storage w/**NEW** lockable angled footrests
- 2 deep top-loading lockable boxes in the cockpit sides for rods/gear to 8' (2.44 m)
- **NEW** aft center deck step w/lockable storage
- Exclusive VERSATRACK® accessory-mounting channel in gunnels
- Rod hold-down straps
- 16-oz. (.45 kg) marine-grade, fishing-friendly carpet on decks & trim
- Low-maintenance commercial-grade, chemical-resistant vinyl cockpit floor

PERFORMANCE

- Deep deadrise & reversed chines for a smoother, drier ride & better overall performance
- Pressed-in strakes for optimal performance
- Factory-matched, performance-tested propeller

CONSTRUCTION & EXTERIOR

- Color: DIAMOND COAT™ Starlite Blue or TRACKER® White gunnels & hull sides w/Starlite Gray bottom
- DIAMOND COAT™ finish features industry-exclusive powder coat & clearcoat for brilliant durability
- **NEW** graphics
- All-welded, 2-piece .100 aluminum Deep V hull w/wide beam & stable bottom for a smoother, drier ride in rough waters
- Robotically welded, all-aluminum box-beam transom w/corner braces welded in to unitize & strengthen the hull



MERCURY™ MOTOR OPTIONS	EST. SPEED MPH	PRICE
60 ELPT 4STR	28–30	\$19,395
75 ELPT 4STR	37–39	\$20,995
90 ELPT 4STR	39–41	\$21,495

*Plus freight and prep

PRO GUIDE™ V-165 WT

LENGTH 16' 9" (5.11 m)	BEAM 8' 1" (2.46 m)	MAX. HP 115	MAX. PERSON CAP. 6/1,000 lbs. (453.59 kg)	MAX. WEIGHT CAP. 1,750 lbs. (793.79 kg)	FUEL CAP. 25.5 gal. (96.53 L)
-------------------------------------	----------------------------------	-----------------------	--	--	--

Bottom width	6' 10" (2.08 m)
Transom height	25.5" (53.04 cm)
Deadrise at bow/transom	35°/20°
Average dry weight	1,516 lbs. (687.65 kg)
Average package weight	2,884 lbs. (1,290.02 kg)
Package height	6' 8" (2.03 m)
Package width	8' 2" (2.49 m)
Storage length	21' (6.40 m)

FEATURES

COMFORT, CONVENIENCE & PEACE OF MIND

- Backed by the TRACKER® PROMISE & limited lifetime hull warranty
- NMMA® certified
- Flotation meets or exceeds NMMA® & U.S.C.G. requirements
- Easy-fill EPA-compliant fuel tank
- Aft swim platform w/boarding ladder
- Ski tow pylon receptacle
- Bow & stern eyes
- 6 cleats including 2 midship cleats
- Motor-stop safety lanyard, fire extinguisher, horn & paddle
- LIVEWELL SYSTEMS**
- Bow 19-gal. (71.92 L) aerated livewell w/timer, recirculator & pump-out system
- Aft 29-gal. (109.78 L), 50" (1.27 m) aerated livewell w/removable bait bucket, timer, recirculator & pump-out system
- Dual 500 GPH (1,892.71 LPH) aerator/fill pumps
- Dual 500 GPH (1,892.71 LPH) recirculating/pump-out pumps
- Molded 1-piece construction w/rounded corners for easy cleanup & to protect your catch
- Adjustable aerator heads for maximum water control

TROLLING MOTOR

- Minn Kota® PowerDrive™ 12V, 55-lb. (24.95 kg) thrust, 54" (1.37 m) shaft, foot-control trolling motor
- Thru-bolted trolling motor mount for extra strength

CONSOLE

- Lowrance® HOOK™ 5x swivel color fishfinder w/SplitShot™ transducer & GPS
- Soft-touch sport steering wheel
- Single-cable, no-feedback rotary steering
- NEW** port & starboard fiberglass-reinforced acrylic consoles w/tempered safety-glass walk-thru windshields & hatch
- Passenger console w/storage compartment, drink holder & small items tray
- NEW** enclosed console bottom(s) w/removable panel
- Starboard weather-protected AM/FM Bluetooth®-capable stereo
- Strategically placed instruments w/recessed gauges for easy visibility & reduced glare
- Illuminated speedometer, tachometer, voltmeter, fuel gauge, water pressure gauge & trim gauge
- Toggle switches
- Black Metallic instrument & switch panel
- Mercury™ control box
- NEW** Charcoal console color

INTERIOR

- Elevated bow & aft fishing decks w/large bow storage lids for easier access
- 5 pedestal seat base locations
- 100% composite seating
- 1 movable driver/fishing seat w/sliding base adjustment plus 2 movable fishing seats, all w/360°-swivel & lock, folding w/sturdy 2-3/8" (6.03 cm) seat pedestals
- Carpeted trolling motor deck w/drink holder
- NEW** larger bow storage area w/larger lids & cable door restraints
- NEW** bow starboard compartment box w/larger, carpeted storage
- Port & starboard below-console storage w/**NEW** lockable angled footrests
- Carpeted trolling motor deck w/drink holder
- NEW** larger bow storage area w/larger lids & cable door restraints
- NEW** bow starboard compartment box w/larger, carpeted storage
- Port & starboard below-console storage w/**NEW** lockable angled footrests
- Bow center lockable rod box w/organizer for spinning & baitcast rods to 7' 6" (2.29 m)
- Top-loading lockable port side rod box for rods to 7' 6" (2.29 m)
- Top-loading lockable starboard side rod box for rods to 8' (2.44 m)
- In-floor center gear storage compartment
- NEW** aft center deck step w/lockable storage & 2 drink holders
- Exclusive VERSATRACK® accessory-mounting channel in gunnels
- Rod hold-down straps
- 16-oz. marine-grade, fishing-friendly carpet on decks & trim
- Low-maintenance commercial-grade, chemical-resistant vinyl cockpit floor



MERCURY™ MOTOR OPTIONS	EST. SPEED MPH	PRICE
90 EXLPT 4STR	–	\$24,595
115 EXLPT 4STR	–	\$25,595

PERFORMANCE

- Deep deadrise & reversed chines for a smoother, drier ride & better overall performance
- Pressed-in strakes for optimal performance
- Factory-matched, performance-tested propeller
- CONSTRUCTION & EXTERIOR**
- Color: DIAMOND COAT™ TRACKER® Black or TRACKER® White gunnels & hull sides w/Starlite Gray bottom
- DIAMOND COAT™ finish features industry-exclusive powder coat & clearcoat for brilliant durability

NEW graphics

- All-welded, 2-piece .100 aluminum Deep V hull w/wide beam & stable bottom for a smoother, drier ride in rough waters
- Robotically welded, all-aluminum box-beam transom w/corner braces welded in to unitize & strengthen the hull
- Expanding foam injected into hull cavities for added hull stiffening, flotation & a quieter ride
- Pressed-in hull strakes for enhanced performance
- Reverse chine hull design for drier ride & better handling
- Transom motor-mounting plate for increased strength
- Welded-in longitudinal stringer system for full-length support along the running surface
- Pressure-treated floor & deck(s) w/limited lifetime warranty
- All compartment lids are flush-mount, carpeted & all-aluminum for structural rigidity, tight fit & long-term durability
- Molded bow storage box/cooler w/raised lip for drier storage

ELECTRICAL

- 500 GPH (1,892.71 LPH) bilge pump
- Bow & console courtesy lights
- Stowable navigation lights w/**NEW** LED courtesy light at bow
- 2 battery trays
- Interstate® batteries: 1 cranking & 1 trolling
- Bow panel w/trolling motor receptacle, 12V outlet & tilt switch
- Port console-mounted 12V outlet
- Wiring system wrapped in abrasion-resistant protective conduit

TRAILER

- Custom, single-axle trailer w/GALVASHIELD® Impact
- Chrome wheels & matching hub covers w/14" (35.56 cm) radial tires
- Super Lube hubs for quick & complete hub lubrication
- Space-saving swing-away tongue to reduce storage length
- Pivot-up locking jack w/swivel wheel
- Heavy-duty winch w/nylon strap & bow safety strap
- Outboard motor support to reduce hull & transom stress
- Heavy-duty upright load guides for easy, centered loading
- Carpeted bunks & fender boards to protect hull
- Submersible LED lighting
- Nylon tie-down straps (supplied w/boat package) & safety cables

OPTIONS

- Ski tow pylon.....\$175
- VERSATRACK® accessories\$35-\$230
- Vinyl upgrade\$300
- Seat caddy\$80
- Rope ratchet cover—Charcoal\$775
- Premium poleless rope ratchet cover—Black\$970
- Bimini top w/boot & **NEW** VERSATRACK® hardware—Charcoal\$870
- Front curtain set for optional Bimini top—Charcoal\$300
- Full enclosure curtain set for optional Bimini top w/front, walk-thru, side & aft curtains—Charcoal\$845
- Brake upgrade\$445

For complete list of features, options and specs, visit [TRACKERBOATS.COM](#)
Option price shown does not include freight & dealer installation

PRO GUIDE™ V-175 SC

LENGTH 17' 7" (5.36 m)	BEAM 8' 1" (2.46 m)	MAX. HP 150	MAX. PERSON CAP. 6/838 lbs. (380.11 kg)	MAX. WEIGHT CAP. 1,600 lbs. (725.75 kg)	FUEL CAP. 25.5 gal. (96.53 L)
-------------------------------------	----------------------------------	-----------------------	--	--	--

Bottom width	6' 10" (2.08 m)
Transom height	25.5" (53.04 cm)
Deadrise at bow/transom	35°/20°
Average dry weight	1,500 lbs. (680.39 kg)
Average package weight	2,960 lbs. (1,342.63 kg)
Package height	7' 3" (2.08 m)
Package width	8' (2.44 m)
Storage length	21' 4" (6.50 m)

FEATURES

COMFORT, CONVENIENCE & PEACE OF MIND

- Backed by the TRACKER® PROMISE & limited lifetime hull warranty
- NMMA® certified
- Flotation meets or exceeds NMMA® & U.S.C.G. requirements
- Easy-fill EPA-compliant fuel tank
- Aft swim platform w/boarding ladder
- Ski tow pylon receptacle
- Bow & stern eyes
- 6 cleats including 2 midship cleats
- Motor-stop safety lanyard, fire extinguisher, horn & paddle
- LIVEWELL SYSTEMS**
- Bow 19-gal. (71.92 L) aerated livewell w/timer, recirculator & pump-out system
- Aft 29-gal. (109.78 L), 50" (1.27 m) aerated livewell w/removable bait bucket, timer, recirculator & pump-out system
- Dual 500 GPH (1,892.71 LPH) aerator/fill pumps
- Dual 500 GPH (1,892.71 LPH) recirculating/pump-out pumps
- Molded 1-piece construction w/rounded corners for easy cleanup & to protect your catch
- Adjustable aerator heads for maximum water control

TROLLING MOTOR

- Minn Kota® PowerDrive™ 12V, 55-lb. (24.95 kg) thrust, 54" (1.37 m) shaft, foot-control trolling motor
- Thru-bolted trolling motor mount for extra strength

CONSOLE

- Lowrance® HOOK™ 5x swivel color fishfinder w/SplitShot™ transducer & GPS
- Soft-touch sport steering wheel
- BayStar™ hydraulic steering w/tilt
- Sleek fiberglass-reinforced console top w/**NEW** tinted windscreens & built-in drink holder
- NEW** enclosed console bottom(s) w/removable panel
- Strategically placed instruments w/recessed gauges for easy visibility & reduced glare
- Illuminated speedometer, tachometer, voltmeter, fuel gauge, water pressure gauge & trim gauge
- 2 battery trays
- Interstate® batteries: 1 cranking & 1 trolling
- Mercury™ control box
- NEW** Charcoal console color

INTERIOR

- Elevated bow & aft fishing decks w/larger bow storage lids
- 7 pedestal seat base locations
- 100% composite seating
- 1 movable driver/fishing seat w/sliding base adjustment plus 2 movable fishing seats, all w/360°-swivel & lock, folding w/sturdy 2-3/8" (6.03 cm) seat pedestals
- Carpeted trolling motor deck w/drink holder
- NEW** larger bow storage area w/larger lids & cable door restraints
- NEW** bow starboard compartment box w/larger, carpeted storage
- Starboard below-console storage w/lockable angled footrest
- Bow center lockable rod box w/organizer for spinning & baitcast rods to 7' 6" (2.29 m)
- Top-loading lockable port side rod box for rods to 7' 6" (2.29 m)
- Top-loading lockable starboard side rod box for rods to 8' (2.44 m)
- In-floor center gear storage compartment
- NEW** aft center deck step w/lockable storage & 2 drink holders
- Exclusive VERSATRACK® accessory-mounting channel in gunnels
- Rod hold-down straps
- 16-oz. marine-grade, fishing-friendly carpet on decks & trim
- Low-maintenance commercial-grade vinyl cockpit floor

PERFORMANCE

- Deep deadrise & reversed chines for a smoother, drier ride & better overall performance
- Pressed-in strakes for optimal performance
- Factory-matched, performance-tested propeller



MERCURY™ MOTOR OPTIONS	EST. SPEED MPH	PRICE
90 EXLPT 4STR	34–37	\$23,795
115 EXLPT 4STR	43–45	\$24,795
115 EXLPT Pro XS® 4STR	–	\$25,190
150 XL 4STR	–	\$27,595

CONSTRUCTION & EXTERIOR

- Color: DIAMOND COAT™ Starlite Charcoal or Starlite Red gunnels & hull sides w/Starlite Gray bottom
- DIAMOND COAT™ finish features industry-exclusive powder coat & clearcoat for brilliant durability
- NEW** graphics
- All-welded, 2-piece .100 aluminum Deep V hull w/wide beam & stable bottom for a smoother, drier ride in rough waters
- Robotically welded, all-aluminum box-beam transom w/corner braces welded in to unitize & strengthen the hull
- Expanding foam injected into hull cavities for added hull stiffening, flotation & a quieter ride
- Pressed-in hull strakes for enhanced performance
- Reverse chine hull design for drier ride & better handling
- Transom motor-mounting plate for increased strength
- Welded-in longitudinal stringer system for full-length support along the running surface
- Pressure-treated floor & deck(s) w/limited lifetime warranty
- All compartment lids are flush-mount, carpeted & all-aluminum for structural rigidity, tight fit & long-term durability
- Molded bow storage box/cooler w/raised lip for drier storage

ELECTRICAL

- 500 GPH (1,892.71 LPH) bilge pump
- Bow & console courtesy lights
- Stowable navigation lights w/**NEW** LED courtesy light at bow
- 2 battery trays
- Interstate® batteries: 1 cranking & 1 trolling
- Bow panel w/trolling motor receptacle, 12V outlet & tilt switch
- Wiring system wrapped in abrasion-resistant protective conduit

TRAILER

- Custom, single-axle trailer w/GALVASHIELD® Impact
- Chrome wheels & matching hub covers w/14" (35.56 cm) radial tires
- Super Lube hubs for quick & complete hub lubrication
- Space-saving swing-away tongue to reduce storage length
- Pivot-up locking jack w/swivel wheel
- Heavy-duty winch w/nylon strap & bow safety strap
- Outboard motor support to reduce hull & transom stress while towing
- Heavy-duty upright load guides for easy, centered loading
- Carpeted bunks & fender boards to protect hull
- Submersible LED lighting
- Nylon tie-down straps (supplied w/boat package) & safety cables

OPTIONS

- Ski tow pylon.....\$175
- VERSATRACK® accessories\$35-\$230
- Seat caddy\$80
- Rope ratchet cover—Charcoal\$750
- Bimini top w/boot & **NEW** VERSATRACK® attachment hardware—Charcoal\$870
- Brake upgrade\$445
- Tandem-axle trailer upgrade w/2 brakes\$1,050

For complete list of features, options and specs, visit [TRACKERBOATS.COM](#)
Option price shown does not include freight & dealer installation

PRO GUIDE™ V-175 WT

LENGTH 17' 7" (5.36 m)	BEAM 8' 1" (2.46 m)	MAX. HP 150	MAX. PERSON CAP. 6/838 lbs. (380.11 kg)	MAX. WEIGHT CAP. 1,600 lbs. (725.75 kg)	FUEL CAP. 25.5 gal. (96.53 L)
-------------------------------------	----------------------------------	-----------------------	--	--	--

Bottom width	6' 10" (2.08 m)
Transom height	25.5" (53.04 cm)
Deadrise at bow/transom	35°/20°
Average dry weight	1,525 lbs. (691.73 kg)
Average package weight	2,985 lbs. (1,353.97 kg)
Package height	7' 3" (2.21 m)
Package width	8' (2.44 m)
Storage length	21' 4" (6.50 m)

FEATURES

COMFORT, CONVENIENCE & PEACE OF MIND

- Backed by the TRACKER® PROMISE & limited lifetime hull warranty
- NMMA® certified
- Flotation meets or exceeds NMMA® & U.S.C.G. requirements
- Easy-fill EPA-compliant fuel tank
- Aft swim platform w/boarding ladder
- Ski tow pylon receptacle
- Bow & stern eyes
- 6 cleats including 2 midship cleats
- Motor-stop safety lanyard, fire extinguisher, horn & paddle
- LIVEWELL SYSTEMS**
- Bow 19-gal. (71.92 L) aerated livewell w/timer, recirculator & pump-out system
- Aft 29-gal. (109.78 L), 50" (1.27 m) aerated livewell w/removable bait bucket, timer, recirculator & pump-out system
- Dual 500 GPH (1,892.71 LPH) aerator/fill pumps
- Dual 500 GPH (1,892.71 LPH) recirculating/pump-out pumps
- Molded 1-piece construction w/rounded corners for easy cleanup & to protect your catch
- Adjustable aerator heads for maximum water control

TROLLING MOTOR

- Minn Kota® PowerDrive™ 12V, 55-lb. (24.95 kg) thrust, 54" (1.37 m) shaft, foot-control trolling motor
- Thru-bolted trolling motor mount for extra strength

CONSOLE

- Lowrance® HOOK™ 5x swivel color fishfinder w/SplitShot™ transducer & GPS
- Soft-touch sport steering wheel
- BayStar™ hydraulic steering w/tilt
- NEW** port & starboard fiberglass-reinforced acrylic consoles w/tempered safety-glass walk-thru windshields & hatch
- Passenger console w/storage, drink holder & small items tray
- NEW** enclosed console bottom(s) w/removable panel
- Starboard weather-protected AM/FM Bluetooth®-capable stereo
- Recessed gauges for easy visibility & reduced glare
- Illuminated speedometer, tachometer, voltmeter, fuel gauge, water pressure gauge & trim gauge
- Toggle switches
- Black Metallic instrument & switch panel
- Mercury™ control box
- NEW** Charcoal console color

INTERIOR

- Sport package option available: bow backrests, flip-up aft fishing deck extension w/2 folding jump seats & a ski tow pylon
- Elevated bow & aft fishing decks w/larger bow storage lids
- 7 pedestal seat base locations
- 100% composite seating
- 1 movable driver/fishing seat w/sliding base adjustment plus 2 movable fishing seats, all w/360°-swivel & lock, folding w/sturdy 2-3/8" (6.03 cm) seat pedestals
- Carpeted trolling motor deck w/drink holder
- NEW** larger bow storage area w/larger lids & cable door restraints
- NEW** bow starboard compartment box w/larger, carpeted storage
- Port & starboard below-console storage w/**NEW** lockable angled footrests
- 2-tone starboard bow cushion—Black & Charcoal\$225
- Rope ratchet cover—Charcoal\$800
- Premium poleless rope ratchet cover—Black\$1,005
- Bimini top w/boot, frame & **NEW** VERSATRACK® attachment hardware—Charcoal\$870
- In-floor center gear storage compartment
- NEW** aft center deck step w/lockable storage & 2 drink holders
- Exclusive VERSATRACK® accessory-mounting channel in gunnels
- Rod hold-down straps
- 16-oz. marine-grade, fishing-friendly carpet on decks & trim
- Low-maintenance commercial-grade vinyl cockpit floor

PERFORMANCE

- Deep deadrise & reversed chines for a smoother, drier ride & better overall performance
- Pressed-in strakes for optimal performance
- Factory-matched, performance-tested propeller



MERCURY™ MOTOR OPTIONS	EST. SPEED MPH	PRICE
90 EXLPT 4STR	34–37	\$25,995
115 EXLPT 4STR	43–45	\$26,995
115 EXLPT Pro XS® 4STR	–	\$27,390
150 XL 4STR	–	\$29,795

CONSTRUCTION & EXTERIOR

- Color: DIAMOND COAT™ Starlite Red or TRACKER® Black gunnels & hull sides w/Starlite Gray bottom
- DIAMOND COAT™ finish w/industry-exclusive powder coat & clearcoat
- NEW** graphics
- All-welded, 2-piece .100 aluminum Deep V hull w/wide beam & stable bottom for a smoother, drier ride in rough waters
- Robotically welded, all-aluminum box-beam transom w/corner braces welded in to unitize & strengthen the hull
- Expanding foam injected into hull cavities for added hull stiffening, flotation & a quieter ride
- Pressed-in hull strakes for enhanced performance
- Reverse chine hull design for drier ride & better handling
- Transom motor-mounting plate for increased strength
- Welded-in longitudinal stringer system for full-length support
- Pressure-treated floor & deck(s) w/limited lifetime warranty
- All compartment lids are flush-mount, carpeted & all-aluminum for structural rigidity, tight fit & long-term durability
- Molded bow storage box/cooler w/raised lip for drier storage

ELECTRICAL

- 500 GPH (1,892.71 LPH) bilge pump
- Bow & console courtesy lights
- Stowable navigation lights w/**NEW** LED courtesy light at bow
- Interstate® batteries: 1 cranking & 1 trolling, plus 2 battery trays
- Bow panel w/trolling motor receptacle, 12V outlet & tilt switch
- Port console-mounted 12V outlet
- Wiring system wrapped in abrasion-resistant protective conduit

TRAILER

- Custom, single-axle trailer w/GALVASHIELD® Impact
- Chrome wheels & matching hub covers w/14" (35.56 cm) radial tires
- Super Lube hubs for quick & complete hub lubrication
- Space-saving swing-away tongue to reduce storage length
- Pivot-up locking jack w/swivel wheel
- Heavy-duty winch w/nylon strap & bow safety strap
- Outboard motor support to reduce hull & transom stress
- Heavy-duty upright load guides for easy, centered loading
- Carpeted bunks & fender boards to protect hull
- Submersible LED lighting
- Nylon tie-down straps (supplied w/boat package) & safety cables

OPTIONS

- Ski tow pylon.....\$175
- VERSATRACK® accessories\$35-\$230
- Low-maintenance, chemical-resistant vinyl floors/decks\$300
- Cushions & Seating\$80
- Seat caddy\$80
- 2-tone port bow cushion—Black & Charcoal\$225
- 2-tone starboard bow cushion—Black & Charcoal\$225
- Rope ratchet cover—Charcoal\$800
- Premium poleless rope ratchet cover—Black\$1,005
- Bimini top w/boot, frame & **NEW** VERSATRACK® attachment hardware—Charcoal\$870
- Front curtain set for optional Bimini top w/front curtain & walk-thru curtain—Charcoal\$300
- Full enclosure curtain set for optional Bimini top w/front, walk-thru, side & aft curtains—Charcoal\$845
- Brake upgrade\$445
- Tandem-axle trailer upgrade w/2 brakes\$1,050

For complete list of features, options and specs, visit [TRACKERBOATS.COM](#)
Option price shown does not include freight & dealer installation

PRO GUIDE™ V-175 COMBO

LENGTH 17' 7" (5.36 m)	BEAM 8' 1" (2.46 m)	MAX. HP 150	MAX. PERSON CAP. 6/838 lbs. (380.11 kg)	MAX. WEIGHT CAP. 1,600 lbs. (725.75 kg)	FUEL CAP. 25.5 gal. (96.53 L)
-------------------------------------	----------------------------------	-----------------------	--	--	--

Bottom width	6' 10" (2.08 m)
Transom height	25.5" (53.04 cm)
Deadrise at bow/transom	35°/20°
Average dry weight	1,525 lbs. (691.73 kg)
Average package weight	2,985 lbs. (1,353.97 kg)
Package height	7' 3" (2.21 m)
Package width	8' (2.44 m)
Storage length	21' 4" (6.50 m)

FEATURES

COMFORT, CONVENIENCE & PEACE OF MIND

- Backed by the TRACKER® PROMISE & limited lifetime hull warranty
- NMMA® certified
- Flotation meets or exceeds NMMA® & U.S.C.G. requirements
- Easy-fill EPA-compliant fuel tank
- Aft swim platform w/boarding ladder
- Removable ski tow pylon
- Bow & stern eyes
- 6 cleats including 2 midship cleats
- Motor-stop safety lanyard, fire extinguisher, horn & paddle
- CONSTRUCTION & EXTERIOR**
- Color: DIAMOND COAT™ Starlite Blue or TRACKER® Black gunnels & hull sides w/Starlite Gray bottom
- DIAMOND COAT™ finish w/industry-exclusive powder coat & clearcoat
- NEW** graphics
- All-welded, 2-piece .100 aluminum Deep V hull w/wide beam & stable bottom for a smoother, drier ride in rough waters
- Robotically welded, all-aluminum box-beam transom w/corner braces welded in to unitize & strengthen the hull
- Expanding foam injected into hull cavities for added hull stiffening, flotation & a quieter ride
- Pressed-in hull strakes for enhanced performance
- Reverse chine hull design for drier ride & better handling
- Transom motor-mounting plate for increased strength
- Welded-in longitudinal stringer system for full-length support
- Pressure-treated floor & deck(s) w/limited lifetime warranty
- All compartment lids are flush-mount, carpeted & all-aluminum for structural rigidity, tight fit & long-term durability
- Molded bow storage box/cooler w/raised lip for drier storage

LIVEWELL SYSTEMS

- Bow 19-gal. (71.92 L) aerated livewell w/timer, recirculator & pump-out system
- Aft 29-gal. (109.78 L), 50" (1.27 m) aerated livewell w/removable bait bucket, timer, recirculator & pump-out system
- Dual 500 GPH (1,892.71 LPH) aerator/fill pumps
- Dual 500 GPH (1,892.71 LPH) recirculating/pump-out pumps
- Molded 1-piece construction w/rounded corners for easy cleanup & to protect your catch
- Adjustable aerator heads for maximum water control

TROLLING MOTOR

- Minn Kota® PowerDrive™ 12V, 55-lb. (24.95 kg) thrust, 54" (1.37 m) shaft, foot-control trolling motor
- Thru-bolted trolling motor mount for extra strength

CONSOLE

- Lowrance® HOOK™ 5x swivel color fishfinder w/SplitShot™ transducer & GPS
- Soft-touch sport steering wheel
- BayStar™ hydraulic steering w/tilt
- NEW** port & starboard fiberglass-reinforced acrylic consoles w/tempered safety-glass walk-thru windshields & hatch
- Passenger console w/storage compartment, drink holder & small items tray
- NEW** enclosed console bottom(s) w/removable panel
- Starboard weather-protected AM/FM Bluetooth®-capable stereo
- Strategically placed instruments w/recessed gauges for easy visibility & reduced glare
- Illuminated speedometer, tachometer, voltmeter, fuel gauge, water pressure gauge & trim gauge
- Toggle switches
- Black Metallic instrument & switch panel
- Mercury™ control box
- NEW** Charcoal console color

INTERIOR

- Elevated bow & aft fishing decks w/larger bow storage lids
- 7 pedestal seat base locations
- 1 movable driver/fishing seat w/sliding base adjustment plus 2 movable fishing seats, all w/360°-swivel & lock, folding w/st

TARGA™ V-18 WT

LENGTH 18' 2" (5.54 m)	BEAM 8' 6" (2.59 m)	MAX. HP 200	MAX. PERSON CAP. 6/885 lbs. (401.43 kg)	MAX. WEIGHT CAP. 1,650 lbs. (748.43 kg)	FUEL CAP. 40 gal. (151.42 L)
-------------------------------------	----------------------------------	-----------------------	--	--	---

Bottom width	7' 4" (2.24 m)
Transom height	23" (58.42 cm)
Deadrise at bow/transom	35°/20°
Average dry weight	2,227 lbs. (1,010.15 kg)
Average package weight	3,871 lbs. (1,755.86 kg)
Package height	7' (2.13 m)
Package width	8' 6" (2.59 m)
Storage length	22' 3" (6.78 m)



FEATURES

COMFORT, CONVENIENCE & PEACE OF MIND

- Backed by the TRACKER® PROMISE & limited lifetime hull warranty
- NMMA® certified
- Flotation meets or exceeds NMMA® & U.S.C.G. requirements
- Easy-fill EPA-compliant fuel tank
- Aft swim platform w/boarding ladder
- Removable ski tow pylon
- Bow & stern eyes

- **NEW** 6 flip-up cleats including 2 midship cleats
- Motor-stop safety lanyard, fire extinguisher, horn & paddle

LIVEWELL SYSTEMS

- Lighted bow 19-gal. (71.92 L) aerated livewell w/timer, recirculator & pump-out system
- **NEW** aft 30-gal. (113.56 L), 16" x 40" (40.64 x 101.6 cm) livewell w/port bait bucket holder, timer, recirculator & pump-out system
- Large livewell lid(s) for easy access
- Dual 500 GPH (1,892.71 LPH) recirculating/pump-out pumps
- Dual 750 GPH (2,839.06 LPH) aerator/fill pumps w/timers
- Molded 1-piece construction w/rounded corners
- Adjustable aerator heads for maximum water control

- **TROLLING MOTOR**
- Minn Kota® PowerDrive™ 24V, 70-lb. (31.75 kg) thrust, 60" (1.52 m) shaft, foot-control trolling motor
- Thru-bolted trolling motor mount for extra strength

CONSOLE

- Lowrance® HOOK™ 7 Combo swivel color fishfinder w/TripleShot™ transducer & GPS
- Padded sport steering wheel
- SeaStar™ hydraulic steering w/tilt
- **NEW** port & starboard fiberglass-reinforced acrylic consoles w/**NEW** walk-thru windshields & hatch
- Passenger console w/**NEW** larger lockable storage, drink holders & small items tray
- **NEW** integrated tackle storage in consoles
- **NEW** enclosed console bottom(s) w/removable panel
- Dash layout w/enough space to accept large fishfinders
- **NEW** X-Grip® mobile phone holder
- Starboard weather-protected AM/FM Bluetooth®-capable stereo
- Illuminated multifunction tach/trim gauge & speed/fuel gauge
- Voltmeter & water pressure gauge, illuminated rocker switches
- Mercury® control box
- **NEW** Charcoal console color

INTERIOR

- Elevated bow & aft fishing decks w/larger bow storage lids
- 5 pedestal seat base locations
- Fixed deluxe helm seat w/sliding base & fixed passenger seat
- 2 movable, 360°-swivel, folding fishing seats w/2-3/8" pedestals
- Carpeted trolling motor deck w/drink holder
- In-floor center trolling battery storage for up to 3 batteries
- **NEW** rotomolded, removable storage tray for in-floor storage
- **NEW** aft center deck step w/lockable storage & 2 drink holders
- **NEW** aft deck port removable rotomolded storage box
- **NEW** aft deck starboard storage for fourteen 3700-series boxes
- Exclusive VERSATRACK® accessory-mounting channel in gunnels
- 16-oz. (.45 kg) marine-grade, fishing-friendly carpet
- Commercial-grade, chemical-resistant vinyl cockpit floor
- Aft cranking battery & rigging lockable access hatch

PERFORMANCE

- Deep deadrise & reversed chines for a smoother, drier ride
- Set-back transom designed to deliver undisturbed water to the prop for faster, smoother takeoff & better overall performance

MERCURY® MOTOR OPTIONS	EST. SPEED MPH	PRICE
150 XL 4STR	46–47	\$32,995
200 XL Pro XS® 4STR	–	\$37,700

*Plus freight and prep

- Pressed-in strakes for optimal performance
 - Factory-matched, performance-tested propeller
- #### CONSTRUCTION & EXTERIOR
- Color: DIAMOND COAT™ Starlite Red or TRACKER® Black
 - DIAMOND COAT™ finish features exclusive powder coat & clearcoat
 - **NEW** all-welded, 2-piece .125 Deep V hull, transom & stringer
 - Robotically welded, all-aluminum box-beam transom w/corner braces welded in to unitize & strengthen the hull
 - Expanding foam injected into hull cavities for added hull stiffening, flotation & a quieter ride
 - Pressed-in hull strakes for enhanced performance
 - Reverse chine hull design for drier ride & better handling
 - Transom motor-mounting plate for increased strength
 - Welded-in longitudinal stringer system for full-length support
 - 11" (27.94 cm) gunnels for strength & rigidity w/integrated storage
 - Full-length non-skid grip mats on top of gunnels
 - Pressure-treated floor & deck(s) w/limited lifetime warranty
 - All compartment lids are flush-mount, insulated, carpeted & all-aluminum for structural rigidity, tight fit & long-term durability
 - Molded bow storage box/cooler w/raised lip for drier storage

ELECTRICAL

- 500 GPH (1,892.71 LPH) bilge pump
- Bow, console & interior courtesy lights
- Stowable navigation lights w/**NEW** LED courtesy light at bow
- **NEW** 3-bank battery charger plus 3 battery trays
- Interstate® batteries: 1 cranking & 2 trolling
- **NEW** port & starboard fiberglass-reinforced acrylic consoles w/**NEW** walk-thru windshields & hatch
- Bow panel w/trolling receptacle, 12V outlet, bow aerator & trim
- Port Console 12V outlet & 2 **NEW** 12V outlets on side panels
- Wiring system wrapped in abrasion-resistant protective conduit

TRAILER

- Custom, tandem-axle trailer w/GALVASHIELD® Impact
- Inside-the-frame-brake line system w/1-point bleed
- Hydraulic drum brakes on both axles
- Chrome wheels & hub covers w/13" (33.02 cm) radial tires
- Super Lube hubs for quick & complete hub lubrication
- Space-saving swing-away tongue to reduce storage length
- Pivot-up locking jack w/swivel wheel
- Heavy-duty winch w/nylon strap & bow safety strap
- Integrated boarding steps & handle for boarding trailered boat
- Outboard motor support to reduce transom stress while towing
- Heavy-duty upright load guides for easy, centered loading
- Carpeted bunks & fender boards to protect hull
- Submersible LED lighting
- Nylon tie-down straps (supplied w/boat package) & safety cables

OPTIONS

Ski tow pylon.....	\$205
Commercial-grade vinyl floors/decks.....	\$350
VERSATRACK® accessories.....	\$35-\$230
Remote Kicker motor shifter w/MCMS rigging.....	\$900
Mercury® 9.9 EXLPT FourStroke Command Thrust ProKicker motor.....	\$3,370
Seat caddy.....	\$80
2-tone port bow cushion—Black & Charcoal.....	\$225
2-tone starboard bow cushion—Black & Charcoal.....	\$225
Rope ratchet cover—Charcoal.....	\$855
Premium rope ratchet cover—Black.....	\$1,100
Bimini top w/boat, frame & NEW VERSATRACK® attachment hardware—Black.....	\$915
Front curtain set for Bimini top w/front & WT curtain—Black: \$300	
Enclosure set for Bimini top w/front, WT, side & aft curtains—Black: \$870	

For complete list of features, options and specs, visit TRACKERBOATS.COM
Option price shown does not include freight & dealer installation

TARGA™ V-18 COMBO

LENGTH 18' 2" (5.54 m)	BEAM 8' 6" (2.59 m)	MAX. HP 200	MAX. PERSON CAP. 6/885 lbs. (401.43 kg)	MAX. WEIGHT CAP. 1,650 lbs. (748.43 kg)	FUEL CAP. 40 gal. (151.42 L)
-------------------------------------	----------------------------------	-----------------------	--	--	---

Bottom width	7' 4" (2.24 m)
Transom height	23" (58.42 cm)
Deadrise at bow/transom	35°/20°
Average dry weight	2,227 lbs. (1,010.15 kg)
Average package weight	3,871 lbs. (1,755.86 kg)
Package height	7' (2.13 m)
Package width	8' 6" (2.59 m)
Storage length	22' 3" (6.78 m)



FEATURES

COMFORT, CONVENIENCE & PEACE OF MIND

- Backed by the TRACKER® PROMISE & limited lifetime hull warranty
- NMMA® certified
- Flotation meets or exceeds NMMA® & U.S.C.G. requirements
- Easy-fill EPA-compliant fuel tank
- Aft swim platform w/boarding ladder
- Removable ski tow pylon
- Bow & stern eyes

- **NEW** 6 flip-up cleats including 2 midship cleats
- Motor-stop safety lanyard, fire extinguisher, horn & paddle

LIVEWELL SYSTEMS

- Lighted bow 19-gal. (71.92 L) aerated livewell w/timer, recirculator & pump-out system
- **NEW** aft 30-gal. (113.56 L), 16" x 40" (40.64 x 101.6 cm) livewell w/port bait bucket holder, timer, recirculator & pump-out system
- Large livewell lid(s) for easy access
- Dual 500 GPH (1,892.71 LPH) recirculating/pump-out pumps
- Dual 750 GPH (2,839.06 LPH) aerator/fill pumps w/timers
- DIAMOND COAT™ finish features exclusive powder coat & clearcoat
- **NEW** graphics
- **NEW** all-welded, 2-piece .125 Deep V hull, transom & stringer
- Robotically welded, all-aluminum box-beam transom w/corner braces welded in to unitize & strengthen the hull
- Expanding foam injected into hull cavities for added hull stiffening, flotation & a quieter ride
- Molded 1-piece construction w/rounded corners
- Adjustable aerator heads for maximum water control

TROLLING MOTOR

- Minn Kota® PowerDrive™ 24V, 70-lb. (31.75 kg) thrust, 60" (1.52 m) shaft, foot-control trolling motor
- Thru-bolted trolling motor mount for extra strength

CONSOLE

- Lowrance® HOOK™ 7 Combo swivel color fishfinder w/TripleShot™ transducer & GPS
- Padded sport steering wheel
- SeaStar™ hydraulic steering w/tilt
- **NEW** port & starboard fiberglass-reinforced acrylic consoles w/**NEW** walk-thru windshields & hatch
- Passenger console w/**NEW** larger lockable storage, drink holders & small items tray
- **NEW** integrated tackle storage in consoles
- **NEW** enclosed console bottom(s) w/removable panel
- Dash layout w/enough space to accept large fishfinders
- **NEW** X-Grip® mobile phone holder
- Starboard weather-protected AM/FM Bluetooth®-capable stereo
- Illuminated multifunction tach/trim gauge & speed/fuel gauge
- Voltmeter & water pressure gauge, illuminated rocker switches
- Mercury® control box
- **NEW** Charcoal console color

INTERIOR

- Elevated bow & aft fishing decks w/larger bow storage lids
- 5 pedestal seat base locations
- Fixed deluxe helm seat w/sliding base & fixed passenger seat
- 2 movable, 360°-swivel, folding fishing seats w/2-3/8" pedestals
- Carpeted trolling motor deck w/drink holder
- Open storage compartment in bow panel
- **NEW** bow starboard compartment box w/larger, carpeted storage
- **NEW** bow padded backrests w/front-access console storage & removable seat cushions
- Starboard below-console storage w/lockable angled footrest
- Bow center lockable rod box w/organizer for rods to 7' 6" (2.29 m)
- 2 top-loading rod boxes in the gunnels for rods to 9' (2.74 m)
- Lockable closed side storage w/composite doors below gunnels
- In-floor center trolling battery storage for up to 3 batteries
- **NEW** rotomolded, removable storage tray for in-floor storage
- **NEW** aft center deck step w/lockable storage & 2 drink holders
- **NEW** aft deck w/split sections & **NEW** 18" (45.72 cm) jump seats
- **NEW** aft deck port removable rotomolded storage box
- **NEW** aft deck starboard storage for fourteen 3700-series boxes
- Exclusive VERSATRACK® accessory-mounting channel in gunnels
- 16-oz. (.45 kg) marine-grade, fishing-friendly carpet
- Commercial-grade, chemical-resistant vinyl cockpit floor
- Aft cranking battery & rigging lockable access hatch

PERFORMANCE

- Deep deadrise & reversed chines for a smoother, drier ride
- Set-back transom designed to deliver undisturbed water to the prop for faster, smoother takeoff & better overall performance

MERCURY® MOTOR OPTIONS	EST. SPEED MPH	PRICE
150 XL 4STR	46–47	\$33,995
200 XL Pro XS® 4STR	–	\$38,700

*Plus freight and prep

- Set-back transom designed to deliver undisturbed water to the prop for faster, smoother takeoff & better overall performance
- Pressed-in strakes for optimal performance
- Factory-matched, performance-tested propeller

CONSTRUCTION & EXTERIOR

- Color: DIAMOND COAT™ Starlite Red or TRACKER® Black gunnels & hull sides w/Starlite Gray bottom
- DIAMOND COAT™ finish features exclusive powder coat & clearcoat
- **NEW** graphics
- **NEW** all-welded, 2-piece .125 Deep V hull, transom & stringer
- Robotically welded, all-aluminum box-beam transom w/corner braces welded in to unitize & strengthen the hull
- Expanding foam injected into hull cavities for added hull stiffening, flotation & a quieter ride
- Pressed-in hull strakes for enhanced performance
- Reverse chine hull design for drier ride & better handling
- Transom motor-mounting plate for increased strength
- Welded-in longitudinal stringer system for full-length support
- 11" (27.94 cm) gunnels for strength & rigidity w/integrated storage
- Full-length non-skid grip mats on top of gunnels
- Pressure-treated floor & deck(s) w/limited lifetime warranty
- All compartment lids are flush-mount, insulated, carpeted & all-aluminum for structural rigidity, tight fit & long-term durability
- Molded bow storage box/cooler w/raised lip for drier storage

ELECTRICAL

- 500 GPH (1,892.71 LPH) bilge pump
- Bow, console & interior courtesy lights
- Stowable navigation lights w/**NEW** LED courtesy light at bow
- **NEW** 3-bank battery charger & 3 battery trays
- Interstate® batteries: 1 cranking & 2 trolling
- Bow panel w/trolling receptacle, 12V outlet, bow aerator & switch
- Port Console 12V outlet & 2 **NEW** 12V outlets on side panels
- Wiring system wrapped in abrasion-resistant protective conduit

TRAILER

- Custom, tandem-axle trailer w/GALVASHIELD® Impact
- Inside-the-frame-brake line system w/1-point bleed
- Hydraulic drum brakes on both axles
- Chrome wheels & hub covers w/13" (33.02 cm) radial tires
- Super Lube hubs for quick & complete hub lubrication
- Space-saving swing-away tongue to reduce storage length
- Pivot-up locking jack w/swivel wheel
- Heavy-duty winch w/nylon strap & bow safety strap
- Integrated boarding steps & handle for boarding trailered boat
- Outboard motor support to reduce transom stress while towing
- Heavy-duty upright load guides for easy, centered loading
- Carpeted bunks & fender boards to protect hull
- Submersible LED lighting
- Nylon tie-down straps (supplied w/boat package) & safety cables

OPTIONS

VERSATRACK® accessories.....	\$35-\$230
Remote Kicker motor shifter w/DTS rigging.....	\$900
Mercury® 9.9 EXLPT FourStroke Command Thrust ProKicker motor.....	\$3,370
Seat caddy.....	\$80
Rope ratchet cover—Charcoal.....	\$855
Premium rope ratchet cover—Black.....	\$1,100
Bimini top w/ NEW VERSATRACK® hardware—Black.....	\$915
Front curtain set for optional Bimini top w/front curtain & walk-thru curtain—Black.....	\$300
Full enclosure curtain set for optional Bimini top w/front, walk-thru, side & aft curtains—Black.....	\$870

For complete list of features, options and specs, visit TRACKERBOATS.COM
Option price shown does not include freight & dealer installation

TARGA™ V-19 WT

LENGTH 19' (5.79 m)	BEAM 8' 6" (2.59 m)	MAX. HP 225	MAX. PERSON CAP. 8/1,100 lbs. (498.95 kg)	MAX. WEIGHT CAP. 2,000 lbs. (907.18 kg)	FUEL CAP. 47 gal. (177.91 L)
----------------------------------	----------------------------------	-----------------------	--	--	---

Bottom width	7' 4" (2.24 m)
Transom height	23" (58.42 cm)
Deadrise at bow/transom	35°/20°
Average dry weight	2,001 lbs. (998.36 kg)
Average package weight	4,219 lbs. (1,913.71 kg)
Package height	7' (2.13 m)
Package width	8' 6" (2.59 m)
Storage length	22' 8" (6.91 m)



FEATURES

COMFORT, CONVENIENCE & PEACE OF MIND

- Backed by the TRACKER® PROMISE & limited lifetime hull warranty
- NMMA® certified
- Flotation meets or exceeds NMMA® & U.S.C.G. requirements
- Easy-fill EPA-compliant fuel tank
- Aft swim platform w/boarding ladder
- Ski tow pylon receptacle
- Bow & stern eyes, 6 flip-up cleats incl. 2 midship cleats
- Motor-stop safety lanyard, fire extinguisher, horn & paddle

LIVEWELL SYSTEMS

- Lighted bow 19-gal. (71.92 L) livewell w/timer, recirculator & pump-out
- **NEW** aft 30-gal. (113.56 L), 16" x 40" (40.64 x 101.6 cm) livewell w/port bait bucket holder, timer, recirculator & pump-out system
- Dual 750 GPH (2,839.06 LPH) aerator/fill pumps & dual 500 GPH (1,892.71 LPH) recirculating/pump-out pumps
- Molded 1-piece construction w/rounded corners for easy cleanup
- Adjustable aerator heads for maximum water control

TROLLING MOTOR

- Minn Kota® PowerDrive™ 24V, 70-lb. (31.75 kg) thrust, 60" (1.52 m) shaft, foot-control trolling motor
- Thru-bolted trolling motor mount for extra strength

CONSOLE

- Lowrance® HOOK™ 7 Combo fishfinder w/TripleShot™ & GPS
- SeaStar™ hydraulic steering w/tilt
- **NEW** port & starboard fiberglass-reinforced acrylic consoles
- **NEW** walk-thru windshields & hatch
- Passenger console w/**NEW** larger lockable storage, drink holders & tray
- **NEW** integrated tackle storage in consoles
- **NEW** enclosed console bottom(s) w/removable panel
- Dash layout w/enough space to accept large fishfinders
- **NEW** X-Grip® mobile phone holder
- Starboard weather-protected AM/FM Bluetooth®-capable stereo
- Illuminated multifunction tach/trim gauge & speed/fuel gauge
- Voltmeter & water pressure gauge
- Illuminated rocker switches

INTERIOR

- Elevated bow & aft fishing decks w/larger bow storage lids
- 6 pedestal seat base locations & 100% composite seating
- Fixed-position, sliding driver seat w/air-powered height adjustment & air-ride shock absorption
- 3 movable, 360°-swivel & lock, folding fishing seats w/air-powered height adjustment & air-ride shock absorption seat pedestals
- Carpeted trolling motor deck w/drink holder
- **NEW** bow starboard compartment box w/larger, carpeted storage
- **NEW** bow padded backrests w/front-access console storage
- Starboard below-console storage w/lockable angled footrest
- Bow lockable rod box for spinning & baitcast rods to 7' 6" (2.29 m)
- 2 top-loading rod boxes in the gunnels for rods to 9' (2.74 m)
- Lockable closed side storage w/composite door below port gunnel
- In-floor center trolling battery storage compartment for up to 3 batteries
- **NEW** removable storage tray for in-floor storage compartment
- **NEW** aft center deck step w/lockable storage & 2 drink holders
- **NEW** aft deck port removable rotomolded storage box
- **NEW** aft deck port removable rotomolded storage box
- **NEW** aft deck starboard storage for fourteen 3700-series boxes
- Exclusive VERSATRACK® accessory-mounting channel in gunnels
- 16-oz. (.45 kg) marine-grade, fishing-friendly carpet on decks & trim
- Low-maintenance commercial-grade vinyl cockpit floor
- Aft cranking battery & rigging lockable access hatch

PERFORMANCE

- Deep deadrise & reversed chines for smooth, dry ride
- Set-back transom designed to deliver undisturbed water to the prop for faster, smoother takeoff & better overall performance
- Pressed-in strakes for optimal performance
- Factory-matched, performance-tested propeller

CONSTRUCTION & EXTERIOR

- Color: DIAMOND COAT™ Starlite Charcoal or TRACKER® Black gunnels & sides w/Starlite Gray bottom
- DIAMOND COAT™ finish w/powder coat & clearcoat
- All-welded, 2-piece .125 aluminum Deep V hull
- Robotically welded, all-aluminum box-beam transom w/corner braces welded in to unitize & strengthen the hull
- Expanding foam injected into hull cavities for flotation & a quiet ride

MERCURY® MOTOR OPTIONS	EST. SPEED MPH	PRICE
150 XL 4STR	40–43	\$35,995
200 XL Pro XS® 4STR	–	\$40,700
200 XL Pro XS® 4STR w/DTS	–	\$42,025
225 XL Pro XS® 4STR w/DTS	–	\$43,945

*Plus freight and prep

- Pressed-in hull strakes for enhanced performance
- Reverse chine hull design for drier ride & better handling
- Welded-in longitudinal stringer system for full-length support
- 11" (27.94 cm) gunnels for strength & rigidity w/storage below
- Full-length non-skid grip mats on top of gunnels
- Pressure-treated floor & deck(s) w/limited lifetime warranty
- All compartment lids are flush-mount, insulated, carpeted & all-aluminum for structural rigidity, tight fit & long-term durability
- Molded bow storage box/cooler w/raised lip for drier storage

ELECTRICAL

- 1,000 GPH (3,785.41 LPH) bilge pump
- Bow, console & interior courtesy lights
- Stowable navigation lights w/**NEW** LED courtesy light at bow
- Interstate® batteries: 1 cranking & 2 trolling plus 4 battery trays
- Bow panel w/trolling motor receptacle, 12V outlet, bow aerator & trim
- Port Console 12V outlet & 2 **NEW** 12V outlets on side panels
- Wiring system wrapped in abrasion-resistant protective conduit

GRIZZLY TOUGH FOR ALL YOUR ADVENTURES



GRIZZLY JON & UTILITY BOATS

Our lineup of best-selling boats includes GRIZZLY® jon and utility boats—a line of rugged fishing, hunting and work boats built with the same dedication to quality as every TRACKER®. And each one is backed by the TRACKER Promise—the best factory warranty in aluminum boats*. You can download a complete GRIZZLY brochure at trackerboats.com.

GRIZZLY Sportsman Series

Do you love to hunt or is bowfishing your passion? Either way, you'll find a GRIZZLY Sportsman that's right for you. From a 15' duck boat to a 20' bowfisher, your quarry doesn't stand a chance. Features like removable, lockable gun storage and raised decks make hunting on the water easy.

GRIZZLY Side & Center Console Series

These all-welded boats offer everything you need to get the job done, whether that's fishing, hunting or working. They include a trailer and outboard and are finished in a durable Forest Green powder coat with optional Woodland or Grassland camo. Also available without the outboard/trailer.

TOPPER™ Riveted Jons

TOPPER™ jon boats are affordable, durable, convenient ways for anyone to get off the bank and on the water! Available with optional trailers.

*Topper jons are backed by a 3-year limited warranty.



US OPEN BOWFISHING CHAMPIONSHIP

BIG CEDAR LODGE • TABLE ROCK LAKE, MO
APRIL 24-26, 2020
1ST PLACE PRIZE OF \$25,000!



"TRACKER GRIZZLY Sportsman series boats are built with the total sportsman in mind. Whether you are bowfishing, hunting or fishing, you won't find a tougher boat or a better value for you and your family. Bowfishing is one of the fastest growing sports in the outdoors, so don't miss out on the action—check out the GRIZZLY Sportsman series boats today."

John Paul Morris
Founder,
US Open Bowfishing Championship

IT'S MORE THAN A BOAT. IT'S A TRACKER.

From the first BASS TRACKER® boat, motor and trailer package in 1978, to the comprehensive lineup of aluminum boat models of 2020, TRACKER has always had one goal: make it as easy as possible for regular people to get on the water and have fun with family and friends. We work hard every day to make this vision a reality, so get out there and catch a whopper!

It's easy to find your family's next boat—just visit [trackerboats.com](https://www.trackerboats.com) to browse models and locate a dealer near you, or call **855.580.0755** to speak to someone at our White River Online Sales.

FOLLOW US!

We're constantly adding content online like fishing tips, outdoor events, amazing photos, special deals and more—and we invite you to share your memories with us on any of the social media channels below. Happy fishing!

   @trackerboats

Boats may be shown with optional accessories.